

LEGISLATIVE ANNUAL REPORT


FEDERAL FISCAL YEAR 2021

October 1, 2020 through September 30, 2021

Washington State WIC is a place where families like yours get healthy food and a lot more. The WIC Program is for people who are pregnant, postpartum, breast/chest feeding, and infants and children under five. Almost half of all babies in our state are on WIC.










DATA BY DISTRICT

 DISTRICT	 TOTAL PARTICIPANTS	 INFANTS & CHILDREN	 WOMEN	 FOOD DOLLARS REDEEMED	 FRUITS & VEGETABLES	 WIC FMNP
1	372	263	109	\$144,130	\$26,358	—
2	969	737	232	\$352,543	\$64,694	\$648
3	10,508	7,677	2,831	\$3,707,526	\$691,397	\$17,888
4	4,330	3,181	1,149	\$1,604,626	\$299,398	\$3,220
5	250	184	66	\$96,057	\$16,581	\$4,052
6	1,352	974	378	\$455,221	\$96,181	\$400
7	2,971	2,203	768	\$1,060,989	\$191,966	\$8,524
8	5,526	4,067	1,459	\$2,175,180	\$398,756	\$11,072
9	4,601	3,340	1,261	\$1,890,261	\$362,623	\$12,724
10	2,149	1,583	566	\$755,655	\$153,683	\$5,860
11	5,226	3,765	1,461	\$1,996,880	\$379,985	—
12	5,799	4,259	1,540	\$2,354,815	\$444,696	\$14,744
13	7,010	5,111	1,899	\$2,988,277	\$574,110	\$14,620
14	11,927	8,703	3,224	\$4,651,254	\$864,070	\$26,448
15	8,083	5,845	2,238	\$3,540,331	\$654,510	\$23,224
16	10,113	7,320	2,793	\$4,215,472	\$791,241	\$16,056
17	—	—	—	—	—	\$11,336
18	2,026	1,510	516	\$793,751	\$159,317	\$732
19	5,859	4,288	1,571	\$2,204,765	\$367,435	\$8,468
20	3,260	2,397	863	\$1,253,569	\$221,235	\$4,328
21	—	—	—	—	—	\$1,792
22	5,029	3,585	1,444	\$1,860,207	\$318,808	\$13,584
23	2,356	1,758	598	\$789,669	\$159,625	\$2,728
24	2,987	2,190	797	\$966,918	\$175,622	\$4,012

((continues on next page))

(continued from previous page)

 DISTRICT	 TOTAL PARTICIPANTS	 INFANTS & CHILDREN	 WOMEN	 FOOD DOLLARS REDEEMED	 FRUITS & VEGETABLES	 WIC FMNP
25	4,476	3,262	1,214	\$1,742,941	\$290,553	\$9,944
26	3,733	2,756	977	\$1,332,442	\$236,860	\$8,380
27	5,793	4,085	1,708	\$2,144,009	\$346,125	\$9,996
28	3,580	2,626	954	\$1,196,388	\$233,155	\$17,568
29	9,808	7,025	2,783	\$3,684,052	\$621,827	—
30	4,513	3,257	1,256	\$1,700,116	\$310,829	\$8,572
31	741	572	169	\$172,458	\$25,049	\$10,156
32	2,662	1,915	747	\$968,095	\$168,684	\$1,400
33	3,666	2,631	1,035	\$1,340,581	\$271,415	\$2,344
34	4,175	3,014	1,161	\$1,425,790	\$284,552	\$19,564
35	1,891	1,431	460	\$710,844	\$126,777	\$1,512
36	675	457	218	\$191,610	\$28,906	\$1,844
37	4,475	3,246	1,229	\$1,792,042	\$343,971	\$18,588
38	8,695	6,264	2,431	\$3,404,508	\$658,795	\$6,248
39	2,586	1,890	696	\$990,412	\$181,783	\$6,540
40	3,530	2,576	954	\$1,279,338	\$268,888	\$6,524
41	1,592	1,132	460	\$565,592	\$110,764	\$624
42	4,847	3,536	1,311	\$1,703,212	\$348,655	\$7,528
43	1,509	1,048	461	\$548,902	\$104,296	\$3,720
44	373	282	91	\$166,006	\$26,184	\$6,168
45	1,378	973	405	\$483,485	\$91,483	\$3,016
46	1,867	1,310	557	\$690,681	\$141,688	\$4,436
47	9,477	6,850	2,627	\$3,632,660	\$645,408	\$868
48	—	—	—	—	—	\$2,812
49	7,659	5,458	2,201	\$2,866,344	\$549,932	\$4,276
Idaho, Oregon, Unknown, Compliance Buys:	—	—	—	—	—	\$1,932
STATEWIDE TOTAL	196,404	142,536	53,868	\$74,590,601	\$13,828,869	\$371,020

This report is based on the location of the WIC clinic where participants were seen and where the WIC checks were issued. (It doesn't include incomplete and missing data. DOH did not analyze the level of incomplete or missing data. Data errors may occur when staff do not enter complete and accurate information.) **TOTAL PARTICIPANTS** is the number of women, infants, and children participating in WIC during FFY21. A participant is counted only once per clinic in the counties where they received services, even if they were in multiple categories. Due to factors such as participants relocation, approximately 4.6% participants are likely counted as participating in more than one county. **FOOD DOLLARS REDEEMED** includes all food purchased by WIC participants during FFY21 except the WIC Farmers Market Nutrition Program (FMNP) fresh fruits and vegetables, which is a separate grant. **FRUITS & VEGETABLES** dollars are a subset of total food dollars redeemed. Neither include FMNP dollars. **WIC FMNP** includes dollars spent at authorized farmers markets and farm stores, and does not include other WIC dollars. Revenue is based on grower's location. FMNP redemption period is between June 1 to October 31, 2021. For more details, contact WICDataRequests@doh.wa.gov.

This institution is an equal opportunity provider.
 Washington WIC doesn't discriminate.
 To request this document in another format, call 1-800-841-1410.
 Deaf or hard of hearing customers, please call 711 (Washington Relay)
 or email WICDataRequests@doh.wa.gov.