


*Washington*

PUBLIC HEALTH STATISTICS

*Annual Report*

*1945*

*(portion of tables)*



183a  
1945

THIS MATERIAL ON LOAN FROM  
WASHINGTON STATE LIBRARY  
PLEASE RETURN WHEN FINISHED

TABLE I

LIVE BIRTHS IN THE COUNTIES AND MAJOR CITIES OF THE STATE OF WASHINGTON,  
WITH RATES PER 1,000 ESTIMATED POPULATION, ALLOCATED TO RESIDENCE OF  
MOTHER AND BY PLACE OF OCCURRENCE, 1945

Annual report of Div. of vital statistics

| Area         | Residence |      | Occurrence |      |
|--------------|-----------|------|------------|------|
|              | No.       | Rate | No.        | Rate |
| Adams        | 107       | 17.8 | 107        | 17.8 |
| Asotin       | 137       | 16.4 | 10         | 1.2  |
| Benton       | 323       | 9.6  | 538        | 29.3 |
| Chelan       | 665       | 18.4 | 775        | 21.4 |
| Rural        | 470       | 20.5 | 44         | 1.9  |
| Wenatchee    | 195       | 14.7 | 732        | 55.2 |
| Clallam      | 495       | 22.5 | 494        | 22.4 |
| Rural        | 219       | 18.3 | 45         | 3.8  |
| Port Angeles | 276       | 27.4 | 449        | 44.5 |
| Clark        | 2,180     | 21.6 | 2,244      | 22.3 |
| Rural        | 1,640     | 26.8 | 660        | 10.8 |
| Vancouver    | 540       | 13.7 | 1,524      | 40.1 |
| Columbia     | 88        | 16.9 | 76         | 14.6 |
| Cowlitz      | 967       | 21.4 | 1,003      | 22.2 |
| Rural        | 588       | 19.7 | 58         | 1.9  |
| Longview     | 379       | 24.6 | 945        | 61.2 |
| Douglas      | 119       | 15.9 | 11         | 1.5  |
| Ferry        | 58        | 13.5 | 4          | .9   |
| Franklin     | 260       | 20.1 | 478        | 37.0 |
| Garfield     | 51        | 15.9 | 10         | 3.1  |
| Grant        | 182       | 17.0 | 53         | 4.9  |
| Grays Harbor | 917       | 17.6 | 921        | 17.7 |
| Rural        | 367       | 17.6 | 86         | 4.1  |
| Aberdeen     | 330       | 16.7 | 835        | 42.3 |
| Hoquiam      | 220       | 19.1 | 0          | 0    |
| Island       | 178       | 29.1 | 186        | 30.4 |
| Jefferson    | 222       | 24.4 | 201        | 22.1 |
| King         | 14,370    | 23.6 | 14,756     | 24.3 |
| Rural        | 5,009     | 34.0 | 1,247      | 8.4  |
| Seattle      | 9,361     | 20.3 | 13,509     | 29.3 |
| Kitsap       | 2,998     | 27.6 | 2,805      | 25.8 |
| Rural        | 1,636     | 38.7 | 54         | 1.3  |
| Bremerton    | 1,362     | 20.5 | 2,751      | 41.4 |
| Kittitas     | 378       | 18.4 | 393        | 19.1 |
| Klickitat    | 181       | 15.7 | 126        | 10.9 |
| Lewis        | 753       | 18.3 | 800        | 19.4 |
| Lincoln      | 181       | 16.4 | 67         | 6.1  |
| Mason        | 256       | 18.5 | 191        | 13.8 |
| Okanogan     | 494       | 19.6 | 604        | 24.0 |
| Pacific      | 268       | 16.3 | 168        | 10.2 |
| Pend Oreille | 97        | 13.4 | 145        | 20.0 |
| Pierce       | 4,736     | 23.4 | 5,086      | 25.2 |
| Rural        | 1,702     | 23.0 | 664        | 9.0  |
| Tacoma       | 3,034     | 23.7 | 4,422      | 34.5 |

TABLE I

LIVE BIRTHS IN THE COUNTIES AND MAJOR CITIES OF THE STATE OF WASHINGTON,  
WITH RATES PER 1,000 ESTIMATED POPULATION, ALLOCATED TO RESIDENCE OF  
MOTHER AND BY PLACE OF OCCURRENCE, 1945

| Area        | Residence |      | Occurrence |      |
|-------------|-----------|------|------------|------|
|             | No.       | Rate | No.        | Rate |
| San Juan    | 38        | 12.0 | 17         | 5.4  |
| Skagit      | 733       | 17.8 | 749        | 18.2 |
| Skamania    | 45        | 10.7 | 3          | 0.7  |
| Snohomish   | 1,973     | 21.5 | 1,806      | 19.6 |
| Rural       | 1,152     | 20.2 | 300        | 5.3  |
| Everett     | 821       | 23.5 | 1,506      | 43.1 |
| Spokane     | 3,859     | 21.5 | 4,349      | 24.2 |
| Rural       | 849       | 21.8 | 489        | 12.6 |
| Spokane     | 3,010     | 21.4 | 3,860      | 27.5 |
| Stevens     | 279       | 15.9 | 270        | 15.4 |
| Thurston    | 797       | 19.8 | 728        | 18.1 |
| Rural       | 449       | 18.3 | 77         | 3.1  |
| Olympia     | 348       | 22.2 | 651        | 41.5 |
| Wahkiakum   | 60        | 15.4 | 18         | 4.6  |
| Walla Walla | 777       | 25.2 | 940        | 30.5 |
| Rural       | 225       | 26.6 | 3          | 0.4  |
| Walla Walla | 552       | 24.7 | 937        | 41.9 |
| Whatcom     | 1,171     | 19.1 | 1,207      | 19.7 |
| Rural       | 516       | 17.7 | 117        | 4.0  |
| Bellingham  | 655       | 20.4 | 1,090      | 34.0 |
| Whitman     | 438       | 15.6 | 359        | 12.8 |
| Yakima      | 2,465     | 24.0 | 2,446      | 23.8 |
| Rural       | 1,675     | 24.4 | 542        | 7.9  |
| Yakima      | 790       | 23.2 | 1,904      | 55.9 |
| URBAN TOTAL | 21,873    | 21.0 | 35,174     | 33.7 |
| RURAL TOTAL | 22,423    | 22.7 | 9,970      | 10.2 |
| GRAND TOTAL | 44,296    | 21.8 | 45,144     | 22.2 |

WASHINGTON STATE DEPARTMENT OF HEALTH  
SECTION OF PUBLIC HEALTH STATISTICS  
August 31, 1946

TABLE II

ILLEGITIMATE BIRTHS AND PRIMATURE BIRTHS IN THE COUNTIES AND MAJOR CITIES  
OF THE STATE OF WASHINGTON, WITH RATES PER 1,000 LIVE BIRTHS,  
ALLOCATED TO RESIDENCE OF MOTHER, 1945

| AREA         | ILLEGITIMACY |        |       |      | PRIMATUREITY |        |       |      |
|--------------|--------------|--------|-------|------|--------------|--------|-------|------|
|              | Male         | Female | Total | Rate | Male         | Female | Total | Rate |
| Adams        | 0            | 0      | 0     | 0.0  | 4            | 3      | 7     | 65.4 |
| Asotin       | 1            | 1      | 2     | 14.6 | 1            | 0      | 1     | 7.3  |
| Benton       | 6            | 4      | 10    | 31.0 | 6            | 4      | 10    | 31.0 |
| Chelan       | 7            | 5      | 12    | 18.0 | 14           | 15     | 29    | 43.6 |
| Rural        | 5            | 4      | 9     | 19.1 | 11           | 11     | 22    | 46.8 |
| Wenatchee    | 2            | 1      | 3     | 15.4 | 3            | 4      | 7     | 35.9 |
| Clallam      | 3            | 8      | 11    | 22.2 | 14           | 5      | 19    | 38.4 |
| Rural        | 2            | 5      | 7     | 32.0 | 5            | 0      | 5     | 22.0 |
| Port Angeles | 1            | 3      | 4     | 14.5 | 9            | 5      | 14    | 50.7 |
| Clark        | 30           | 26     | 56    | 25.7 | 47           | 50     | 97    | 44.5 |
| Rural        | 22           | 19     | 41    | 25.0 | 27           | 33     | 60    | 36.6 |
| Vancouver    | 8            | 7      | 15    | 27.8 | 20           | 17     | 37    | 68.5 |
| Columbia     | 0            | 2      | 2     | 22.7 | 0            | 3      | 3     | 34.1 |
| Cowlitz      | 6            | 6      | 12    | 12.4 | 16           | 13     | 34    | 35.2 |
| Rural        | 3            | 4      | 7     | 11.9 | 9            | 9      | 18    | 30.6 |
| Longview     | 3            | 2      | 5     | 13.2 | 7            | 9      | 16    | 42.2 |
| Douglas      | 1            | 0      | 1     | 8.4  | 2            | 2      | 4     | 33.6 |
| Ferry        | 1            | 3      | 4     | 69.0 | 0            | 0      | 0     | 0.0  |
| Franklin     | 2            | 7      | 9     | 34.6 | 5            | 3      | 13    | 50.0 |
| Garfield     | 1            | 0      | 1     | 19.6 | 3            | 2      | 5     | 98.0 |
| Grant        | 4            | 2      | 6     | 33.0 | 3            | 5      | 8     | 44.0 |
| Grays Harbor | 8            | 10     | 18    | 19.6 | 27           | 19     | 46    | 50.2 |
| Rural        | 3            | 7      | 10    | 27.2 | 9            | 9      | 18    | 49.0 |
| Aberdeen     | 4            | 2      | 6     | 18.2 | 8            | 4      | 12    | 36.4 |
| Hoquiam      | 1            | 1      | 2     | 9.1  | 10           | 6      | 16    | 72.7 |
| Island       | 2            | 1      | 3     | 16.9 | 1            | 2      | 3     | 16.8 |
| Jefferson    | 3            | 1      | 4     | 18.0 | 3            | 7      | 10    | 45.0 |
| King         | 202          | 210    | 412   | 28.7 | 312          | 290    | 602   | 41.9 |
| Rural        | 44           | 53     | 102   | 20.4 | 99           | 115    | 214   | 42.7 |
| Seattle      | 158          | 152    | 310   | 33.1 | 213          | 175    | 388   | 41.4 |
| Kitsap       | 26           | 36     | 62    | 20.7 | 68           | 52     | 120   | 40.0 |
| Rural        | 12           | 18     | 30    | 18.3 | 45           | 27     | 72    | 44.0 |
| Bremerton    | 14           | 18     | 32    | 23.5 | 23           | 25     | 48    | 35.2 |
| Kittitas     | 4            | 0      | 4     | 10.6 | 9            | 8      | 17    | 45.0 |
| Klickitat    | 0            | 2      | 2     | 11.0 | 4            | 2      | 6     | 33.1 |
| Lewis        | 14           | 5      | 19    | 25.2 | 21           | 11     | 32    | 42.5 |
| Lincoln      | 2            | 3      | 5     | 27.6 | 3            | 3      | 6     | 33.1 |
| Mason        | 2            | 1      | 3     | 11.7 | 4            | 4      | 8     | 31.2 |
| Okanogan     | 1            | 8      | 9     | 18.2 | 11           | 3      | 14    | 28.3 |
| Pacific      | 2            | 3      | 5     | 18.6 | 5            | 3      | 8     | 29.8 |
| Pend Oreille | 1            | 2      | 3     | 30.9 | 0            | 4      | 4     | 41.2 |
| Pierce       | 88           | 77     | 165   | 34.8 | 83           | 75     | 158   | 33.4 |
| Rural        | 27           | 19     | 46    | 27.0 | 21           | 24     | 45    | 26.4 |
| Tacoma       | 61           | 58     | 119   | 39.2 | 62           | 51     | 113   | 37.2 |
| San Juan     | 0            | 0      | 0     | 0.0  | 1            | 0      | 1     | 26.3 |
| Skagit       | 5            | 5      | 10    | 13.6 | 25           | 15     | 40    | 54.6 |
| Skamania     | 0            | 1      | 1     | 22.2 | 2            | 1      | 3     | 66.7 |

ILLEGITIMATE BIRTHS AND PREMATURE BIRTHS IN THE COUNTIES AND MAJOR CITIES  
OF THE STATE OF WASHINGTON, WITH RATES PER 1,000 LIVE BIRTHS,  
ALLOCATED TO RESIDENCE OF MOTHER, 1945

| AREA        | ILLEGITIMACY |        |       |      | PREMATURITY |        |       |      |
|-------------|--------------|--------|-------|------|-------------|--------|-------|------|
|             | Male         | Female | Total | Rate | Male        | Female | Total | Rate |
| Snohomish   | 24           | 15     | 39    | 19.8 | 41          | 35     | 76    | 38.5 |
| Rural       | 13           | 6      | 19    | 16.5 | 24          | 20     | 44    | 38.2 |
| Everett     | 11           | 9      | 20    | 24.4 | 17          | 15     | 32    | 39.0 |
| Spokane     | 59           | 57     | 116   | 30.1 | 96          | 76     | 172   | 44.6 |
| Rural       | 7            | 8      | 15    | 17.7 | 13          | 15     | 28    | 33.0 |
| Spokane     | 52           | 49     | 101   | 33.6 | 83          | 61     | 144   | 47.8 |
| Stevens     | 4            | 3      | 7     | 25.1 | 6           | 7      | 13    | 46.6 |
| Thurston    | 4            | 7      | 11    | 13.8 | 21          | 13     | 34    | 42.6 |
| Rural       | 2            | 7      | 9     | 20.0 | 13          | 9      | 22    | 49.0 |
| Olympia     | 2            | 0      | 2     | 5.7  | 8           | 4      | 12    | 34.5 |
| Wahkiakum   | 0            | 0      | 0     | 0.0  | 1           | 2      | 3     | 50.0 |
| Walla Walla | 4            | 6      | 10    | 12.9 | 19          | 18     | 37    | 47.6 |
| Rural       | 3            | 2      | 5     | 22.2 | 5           | 8      | 13    | 57.8 |
| Walla Walla | 1            | 4      | 5     | 9.1  | 14          | 10     | 24    | 43.5 |
| Whatcom     | 9            | 10     | 19    | 16.2 | 15          | 11     | 26    | 22.2 |
| Rural       | 5            | 2      | 7     | 13.6 | 6           | 1      | 7     | 13.6 |
| Bellingham  | 4            | 8      | 12    | 18.3 | 9           | 10     | 19    | 29.0 |
| Whitman     | 3            | 2      | 5     | 11.4 | 8           | 7      | 15    | 34.2 |
| Yakima      | 41           | 22     | 63    | 25.6 | 54          | 42     | 96    | 38.9 |
| Rural       | 24           | 10     | 34    | 20.3 | 33          | 27     | 60    | 35.8 |
| Yakima      | 17           | 12     | 29    | 36.7 | 21          | 15     | 36    | 45.6 |
| URBAN TOTAL | 339          | 326    | 665   | 30.4 | 507         | 411    | 918   | 42.0 |
| RURAL TOTAL | 231          | 225    | 456   | 20.3 | 448         | 414    | 862   | 38.4 |
| GRAND TOTAL | 570          | 551    | 1121  | 25.3 | 955         | 825    | 1780  | 40.2 |

WASHINGTON STATE DEPARTMENT OF HEALTH  
SECTION OF PUBLIC HEALTH STATISTICS  
August 31, 1946

TABLE III

DEATHS IN THE COUNTIES AND MAJOR CITIES OF THE STATE OF WASHINGTON,  
WITH RATES PER 1,000 ESTIMATED POPULATION, ALLOCATED TO RESIDENCE  
OF DECEASED AND BY PLACE OF OCCURRENCE, 1945

| Area         | Residence |      | Occurrence |      |
|--------------|-----------|------|------------|------|
|              | No.       | Rate | No.        | Rate |
| Adams        | 57        | 9.4  | 51         | 8.5  |
| Asotin       | 97        | 11.6 | 58         | 7.0  |
| Benton       | 122       | 3.6  | 99         | 2.9  |
| Chelan       | 347       | 9.5  | 352        | 9.7  |
| Rural        | 187       | 8.1  | 127        | 5.6  |
| Wenatchee    | 160       | 12.1 | 225        | 17.0 |
| Clallam      | 205       | 9.3  | 208        | 9.4  |
| Rural        | 103       | 8.6  | 55         | 4.6  |
| Port Angeles | 102       | 10.1 | 153        | 15.2 |
| Clark        | 674       | 6.7  | 662        | 6.6  |
| Rural        | 425       | 6.9  | 257        | 4.2  |
| Vancouver    | 249       | 6.3  | 405        | 10.3 |
| Columbia     | 61        | 11.7 | 65         | 12.5 |
| Cowlitz      | 329       | 7.3  | 311        | 6.9  |
| Rural        | 229       | 7.7  | 103        | 3.5  |
| Longview     | 100       | 6.5  | 208        | 13.5 |
| Douglas      | 58        | 7.7  | 43         | 5.7  |
| Ferry        | 28        | 6.6  | 7          | 1.6  |
| Franklin     | 94        | 7.3  | 113        | 8.8  |
| Garfield     | 28        | 8.8  | 13         | 4.1  |
| Grant        | 70        | 6.6  | 46         | 4.3  |
| Grays Harbor | 579       | 11.1 | 568        | 10.9 |
| Rural        | 219       | 10.6 | 142        | 6.8  |
| Aberdeen     | 236       | 12.0 | 375        | 19.0 |
| Hoquiam      | 124       | 10.8 | 51         | 4.4  |
| Island       | 69        | 11.3 | 51         | 8.3  |
| Jefferson    | 86        | 9.4  | 75         | 8.2  |
| King         | 6728      | 11.1 | 6873       | 11.3 |
| Rural        | 1720      | 11.7 | 1188       | 8.1  |
| Seattle      | 5008      | 10.9 | 5685       | 12.3 |
| Kitsap       | 703       | 6.5  | 640        | 5.9  |
| Rural        | 418       | 9.9  | 188        | 4.5  |
| Bremerton    | 285       | 4.3  | 452        | 6.8  |
| Kittitas     | 176       | 8.6  | 183        | 8.9  |
| Klickitat    | 106       | 9.2  | 89         | 7.7  |
| Lewis        | 484       | 11.8 | 500        | 12.2 |
| Lincoln      | 109       | 9.9  | 52         | 4.7  |
| Mason        | 108       | 7.8  | 97         | 7.0  |
| Okanogan     | 182       | 7.2  | 205        | 8.1  |
| Pacific      | 173       | 10.5 | 142        | 8.6  |
| Pend Oreille | 55        | 7.6  | 54         | 7.5  |
| Pierce       | 2635      | 13.0 | 2819       | 14.0 |
| Rural        | 1099*     | 14.9 | 866        | 11.7 |
| Tacoma       | 1536      | 12.0 | 1953       | 15.2 |
| San Juan     | 36        | 11.4 | 21         | 6.6  |
| Skagit       | 647*      | 15.7 | 644        | 15.6 |
| Skamania     | 37        | 8.8  | 27         | 6.4  |

DEATHS IN THE COUNTIES AND MAJOR CITIES OF THE STATE OF WASHINGTON,  
WITH RATES PER 1,000 ESTIMATED POPULATION, ALLOCATED TO RESIDENCE  
OF DECEASED AND BY PLACE OF OCCURRENCE, 1945

| Area        | Residence |      | Occurrence |      |
|-------------|-----------|------|------------|------|
|             | No.       | Rate | No.        | Rate |
| Snohomish   | 995       | 10.8 | 947        | 10.3 |
| Rural       | 597       | 10.5 | 459        | 8.1  |
| Everett     | 398       | 11.4 | 488        | 13.9 |
| Spokane     | 2210      | 12.3 | 2456       | 13.7 |
| Rural       | 584*      | 15.0 | 525        | 13.5 |
| Spokane     | 1626      | 11.6 | 1931       | 13.8 |
| Stevens     | 179       | 10.2 | 162        | 9.2  |
| Thurston    | 379       | 9.4  | 342        | 8.5  |
| Rural       | 199       | 8.1  | 106        | 4.3  |
| Olympia     | 180       | 11.5 | 236        | 15.1 |
| Wahkiakum   | 29        | 7.4  | 22         | 5.6  |
| Walla Walla | 357       | 11.6 | 481        | 15.6 |
| Rural       | 124       | 14.6 | 74         | 8.7  |
| Walla Walla | 233       | 10.4 | 407        | 18.2 |
| Whatcom     | 683       | 11.2 | 689        | 11.3 |
| Rural       | 284       | 9.7  | 265        | 9.1  |
| Bellingham  | 399       | 12.5 | 424        | 13.2 |
| Whitman     | 220       | 7.8  | 213        | 7.5  |
| Yakima      | 1128      | 11.0 | 1118       | 10.9 |
| Rural       | 698       | 10.2 | 591        | 8.6  |
| Yakima      | 430       | 12.6 | 527        | 15.5 |
| URBAN TOTAL | 11066     | 10.6 | 13520      | 12.9 |
| RURAL TOTAL | 10226     | 10.3 | 7978       | 8.1  |
| GRAND TOTAL | 21292     | 10.5 | 21498      | 10.6 |

State Custodial  
School

29 Included in rural total when rate  
was worked

Western State  
Northern State  
Eastern State

329\* Included in Pierce County rural  
224\* Included in Skagit County  
185\* Included in Spokane County rural

WASHINGTON STATE DEPARTMENT OF HEALTH  
SECTION OF PUBLIC HEALTH STATISTICS  
August 31, 1946



TABLE IV

DEATHS FROM LEADING CAUSES AND ALL CAUSES IN THE STATE OF WASHINGTON,  
BY SEX AND AGE GROUPS, ALLOCATED TO RESIDENCE OF DECEASED, 1945

| CAUSE OF DEATH   | Sex  | Totals | Under 1 year | Under 5 years | 5-14 years | 15-24 years | 25-34 years | 35-44 years | 45-54 years | 55-64 years | 65-74 years | 75 yr. and over | Un-known age |
|--|------|--------|--------------|---------------|------------|-------------|-------------|-------------|-------------|-------------|-------------|-----------------|--------------|
| Diseases of the Heart                                  | M    | 4,261  | 1            | 3             | 9          | 11          | 48          | 139         | 526         | 998         | 1,240       | 1,286           | 1            |
|  | F    | 2,400  | 1            | 2             | 7          | 12          | 30          | 59          | 147         | 379         | 741         | 1,022           | 1            |
|  | Tot. | 6,661  | 2            | 5             | 16         | 23          | 78          | 198         | 673         | 1,377       | 1,981       | 2,308           | 2            |
| Cancer and Other Malignant Tumors                      | M    | 1,317  | 1            | 4             | 14         | 5           | 12          | 46          | 141         | 336         | 429         | 330             | 0            |
|  | F    | 1,375  | 0            | 8             | 3          | 9           | 30          | 94          | 233         | 342         | 360         | 293             | 0            |
|  | Tot. | 2,692  | 1            | 12            | 17         | 14          | 42          | 140         | 377         | 678         | 789         | 623             | 0            |
| Cerebrovascular Accidents                              | M    | 998    | 0            | 0             | 2          | 1           | 5           | 26          | 71          | 194         | 326         | 373             | 0            |
|  | F    | 858    | 0            | 0             | 0          | 4           | 3           | 23          | 69          | 159         | 253         | 347             | 0            |
|  | Tot. | 1,856  | 0            | 0             | 2          | 5           | 8           | 49          | 140         | 353         | 579         | 720             | 0            |
| Nephritis (all forms)                                  | M    | 662    | 0            | 1             | 2          | 3           | 9           | 15          | 59          | 131         | 191         | 250             | 1            |
|  | F    | 445    | 0            | 2             | 2          | 8           | 8           | 24          | 30          | 65          | 111         | 195             | 0            |
|  | Tot. | 1,107  | 0            | 3             | 4          | 11          | 17          | 39          | 89          | 196         | 302         | 445             | 1            |
| Pneumonia (all forms)                                  | M    | 529    | 95           | 113           | 6          | 3           | 7           | 29          | 46          | 89          | 96          | 140             | 0            |
|  | F    | 315    | 60           | 77            | 2          | 9           | 11          | 7           | 24          | 27          | 59          | 99              | 0            |
|  | Tot. | 844    | 155          | 190           | 8          | 12          | 18          | 36          | 70          | 116         | 155         | 239             | 0            |
| Tuberculosis (all forms)                               | M    | 429    | 2            | 6             | 5          | 31          | 61          | 78          | 77          | 105         | 43          | 23              | 0            |
|  | F    | 238    | 3            | 12            | 5          | 48          | 45          | 39          | 41          | 15          | 21          | 12              | 0            |
|  | Tot. | 667    | 5            | 18            | 10         | 79          | 106         | 117         | 118         | 120         | 64          | 35              | 0            |
| Motor Vehicle Accidents                                | M    | 403    | 0            | 15            | 32         | 58          | 41          | 35          | 54          | 64          | 65          | 39              | 0            |
|  | F    | 134    | 1            | 12            | 12         | 25          | 14          | 14          | 14          | 14          | 19          | 10              | 0            |
|  | Tot. | 537    | 1            | 27            | 44         | 83          | 55          | 49          | 68          | 78          | 84          | 49              | 0            |
| Diabetes Mellitus                                      | M    | 197    | 1            | 3             | 3          | 3           | 5           | 6           | 11          | 40          | 63          | 60              | 0            |
|  | F    | 266    | 0            | 0             | 3          | 5           | 7           | 8           | 15          | 71          | 97          | 60              | 0            |
|  | Tot. | 463    | 1            | 3             | 6          | 11          | 12          | 14          | 26          | 111         | 160         | 120             | 0            |
| Arterio-sclerosis                                      | M    | 273    | 0            | 0             | 0          | 0           | 0           | 0           | 0           | 20          | 71          | 182             | 0            |
|  | F    | 158    | 0            | 0             | 0          | 0           | 0           | 0           | 1           | 15          | 37          | 105             | 0            |
|  | Tot. | 431    | 0            | 0             | 0          | 0           | 0           | 0           | 1           | 35          | 108         | 287             | 0            |
| Suicides (all forms)                                   | M    | 211    | 0            | 0             | 1          | 10          | 19          | 40          | 46          | 46          | 30          | 18              | 1            |
|  | F    | 79     | 0            | 0             | 0          | 6           | 17          | 23          | 13          | 10          | 8           | 2               | 0            |
|  | Tot. | 290    | 0            | 0             | 1          | 16          | 36          | 63          | 59          | 56          | 38          | 20              | 1            |
| Diseases of Pregnancy, Child-birth, and the Puerperium | M    | 0      | 0            | 0             | 0          | 0           | 0           | 0           | 0           | 0           | 0           | 0               | 0            |
|  | F    | 79     | 0            | 0             | 0          | 20          | 37          | 22          | 0           | 0           | 0           | 0               | 0            |
|  | Tot. | 79     | 0            | 0             | 0          | 20          | 37          | 22          | 0           | 0           | 0           | 0               | 0            |
| All Other Causes                                       | M    | 3,485  | 816          | 931           | 94         | 80          | 150         | 232         | 377         | 539         | 502         | 571             | 9            |
|  | F    | 2,180  | 542          | 644           | 72         | 76          | 104         | 132         | 185         | 205         | 272         | 489             | 1            |
|  | Tot. | 5,665  | 1,358        | 1,575         | 166        | 156         | 254         | 364         | 562         | 744         | 774         | 1,060           | 10           |
| ALL CAUSES   | M    | 12,765 | 916          | 1,076         | 168        | 208         | 357         | 646         | 1,408       | 2,562       | 3,056       | 3,272           | 12           |
|  | F    | 8,527  | 607          | 757           | 106        | 222         | 306         | 445         | 775         | 1,302       | 1,978       | 2,634           | 2            |
|  | Tot. | 21,292 | 1,523        | 1,833         | 274        | 430         | 663         | 1,091       | 2,183       | 3,864       | 5,034       | 5,906           | 14           |



TABLE V

MATERNAL MORTALITY IN THE COUNTIES AND MAJOR CITIES OF THE STATE OF WASHINGTON,  
WITH RATES PER 1,000 LIVE BIRTHS, ALLOCATED TO RESIDENCE OF DECEASED  
AND BY PLACE OF OCCURRENCE, 1945

| Area         | Residence |      | Occurrence |      |
|--------------|-----------|------|------------|------|
|              | No.       | Rate | No.        | Rate |
| Adams        | 0         | 0.0  | 0          | 0.0  |
| Asotin       | 0         | 0.0  | 0          | 0.0  |
| Benton       | 0         | 0.0  | 0          | 0.0  |
| Chelan       | 4         | 6.0  | 4          | 5.2  |
| Rural        | 4         | 8.5  | 1          | 22.7 |
| Wenatchee    | 0         | 0.0  | 3          | 4.1  |
| Clallam      | 3         | 6.1  | 3          | 6.1  |
| Rural        | 2         | 9.1  | 0          | 0.0  |
| Port Angeles | 1         | 3.6  | 3          | 6.7  |
| Clark        | 7         | 3.2  | 7          | 3.1  |
| Rural        | 6         | 3.6  | 4          | 6.1  |
| Vancouver    | 1         | 1.8  | 3          | 1.9  |
| Columbia     | 0         | 0.0  | 0          | 0.0  |
| Cowlitz      | 1         | 1.0  | 2          | 2.0  |
| Rural        | 1         | 1.7  | 0          | 0.0  |
| Longview     | 0         | 0.0  | 2          | 2.1  |
| Douglas      | 1         | 8.4  | 0          | 0.0  |
| Ferry        | 0         | 0.0  | 0          | 0.0  |
| Franklin     | 0         | 0.0  | 1          | 2.1  |
| Garfield     | 0         | 0.0  | 0          | 0.0  |
| Grant        | 1         | 5.5  | 1          | 18.9 |
| Grays Harbor | 1         | 1.1  | 1          | 1.1  |
| Rural        | 1         | 2.7  | 0          | 0.0  |
| Aberdeen     | 0         | 0.0  | 1          | 1.2  |
| Hoquiam      | 0         | 0.0  | 0          | 0.0  |
| Island       | 0         | 0.0  | 0          | 0.0  |
| Jefferson    | 0         | 0.0  | 0          | 0.0  |
| King         | 32        | 2.2  | 34         | 2.3  |
| Rural        | 10        | 2.0  | 2          | 1.6  |
| Seattle      | 22        | 2.4  | 32         | 2.4  |
| Kitsap       | 2         | .7   | 2          | .7   |
| Rural        | 0         | 0.0  | 0          | 0.0  |
| Bremerton    | 2         | 1.5  | 2          | .7   |
| Kittitas     | 0         | 0.0  | 0          | 0.0  |
| Klickitat    | 2         | 11.0 | 0          | 0.0  |
| Lewis        | 2         | 2.6  | 1          | 1.2  |
| Lincoln      | 2         | 11.0 | 0          | 0.0  |
| Mason        | 1         | 3.9  | 0          | 0.0  |
| Okanogan     | 0         | 0.0  | 1          | 1.6  |
| Pacific      | 1         | 3.7  | 0          | 0.0  |
| Fend Oreille | 0         | 0.0  | 0          | 0.0  |
| Pierce       | 5         | 1.1  | 5          | 1.0  |
| Rural        | 1         | .6   | 0          | 0.0  |
| Tacoma       | 4         | 1.3  | 5          | 1.1  |
| San Juan     | 0         | 0.0  | 0          | 0.0  |
| Skagit       | 0         | 0.0  | 1          | 1.3  |
| Skamania     | 0         | 0.0  | 0          | 0.0  |

MATERNAL MORTALITY IN THE COUNTIES AND MAJOR CITIES OF THE STATE OF WASHINGTON,  
WITH RATES PER 1,000 LIVE BIRTHS, ALLOCATED TO RESIDENCE OF DECEASED  
AND BY PLACE OF OCCURRENCE, 1945

| Area        | Residence |      | Occurrence |      |
|-------------|-----------|------|------------|------|
|             | No.       | Rate | No.        | Rate |
| Snohomish   | 1         | .5   | 0          | 0.0  |
| Rural       | 1         | .9   | 0          | 0.0  |
| Everett     | 0         | 0.0  | 0          | 0.0  |
| Spokane     | 8         | 2.1  | 10         | 2.3  |
| Rural       | 2         | 2.4  | 2          | 4.1  |
| Spokane     | 6         | 2.0  | 8          | 2.1  |
| Stevens     | 0         | 0.0  | 0          | 0.0  |
| Thurston    | 1         | 1.2  | 0          | 0.0  |
| Rural       | 0         | 0.0  | 0          | 0.0  |
| Olympia     | 1         | 2.9  | 1          | 1.5  |
| Wahkiakum   | 0         | 0.0  | 0          | 0.0  |
| Walla Walla | 1         | 1.3  | 2          | 2.1  |
| Rural       | 1         | 4.4  | 0          | 0.0  |
| Walla Walla | 0         | 0.0  | 2          | 2.1  |
| Whatcom     | 1         | .8   | 1          | .8   |
| Rural       | 1         | 1.9  | 0          | 0.0  |
| Bellingham  | 0         | 0.0  | 1          | .9   |
| Whitman     | 0         | 0.0  | 0          | 0.0  |
| Yakima      | 2         | .8   | 2          | .8   |
| Rural       | 0         | 0.0  | 0          | 0.0  |
| Yakima      | 2         | 2.5  | 2          | 1.1  |
| URBAN TOTAL | 39        | 1.8  | 65         | 1.8  |
| RURAL TOTAL | 40        | 1.8  | 14         | 1.4  |
| GRAND TOTAL | 79        | 1.8  | 79         | 1.7  |

WASHINGTON STATE DEPARTMENT OF HEALTH  
SECTION OF PUBLIC HEALTH STATISTICS  
August 31, 1946

TABLE VI

DEATHS OF INFANTS UNDER ONE DAY, UNDER ONE WEEK, UNDER ONE MONTH, AND UNDER ONE YEAR, IN THE COUNTIES AND MAJOR CITIES OF THE STATE OF WASHINGTON, WITH RATES PER 1,000 LIVE BIRTHS, ALLOCATED TO RESIDENCE OF DECEASED, 1945

| Area         | Under one day | Under one week | Under one month | Under one year | Rate |
|--------------|---------------|----------------|-----------------|----------------|------|
| Adams        | 4             | 5              | 6               | 7              | 65.4 |
| Asotin       | 1             | 2              | 2               | 4              | 29.2 |
| Benton       | 5             | 6              | 10              | 21             | 65.0 |
| Chelan       | 12            | 20             | 22              | 28             | 42.1 |
| Rural        | 8             | 14             | 15              | 19             | 40.4 |
| Wenatchee    | 4             | 6              | 7               | 9              | 46.2 |
| Clallam      | 4             | 5              | 6               | 12             | 24.2 |
| Rural        | 1             | 1              | 2               | 8              | 36.5 |
| Port Angeles | 3             | 4              | 4               | 4              | 14.5 |
| Clark        | 30            | 44             | 54              | 73             | 33.5 |
| Rural        | 14            | 24             | 34              | 47             | 28.7 |
| Vancouver    | 16            | 20             | 20              | 26             | 48.1 |
| Columbia     | 0             | 0              | 0               | 2              | 22.7 |
| Cowlitz      | 10            | 12             | 20              | 32             | 33.1 |
| Rural        | 2             | 3              | 8               | 13             | 22.1 |
| Longview     | 8             | 9              | 12              | 19             | 50.1 |
| Douglas      | 1             | 1              | 1               | 2              | 16.8 |
| Ferry        | 0             | 0              | 0               | 0              | 0    |
| Franklin     | 8             | 15             | 19              | 23             | 88.5 |
| Garfield     | 2             | 2              | 2               | 2              | 39.2 |
| Grant        | 3             | 5              | 6               | 6              | 33.0 |
| Grays Harbor | 13            | 26             | 30              | 40             | 43.6 |
| Rural        | 6             | 13             | 14              | 20             | 54.5 |
| Aberdeen     | 2             | 5              | 7               | 10             | 30.3 |
| Hoquiam      | 5             | 8              | 9               | 10             | 45.4 |
| Island       | 0             | 0              | 1               | 1              | 5.6  |
| Jefferson    | 3             | 5              | 5               | 7              | 31.5 |
| King         | 174           | 279            | 328             | 426            | 29.6 |
| Rural        | 58            | 94             | 104             | 147            | 29.3 |
| Seattle      | 116           | 185            | 224             | 279            | 29.8 |
| Kitsap       | 36            | 65             | 78              | 96             | 32.0 |
| Rural        | 13            | 25             | 32              | 42             | 25.7 |
| Bremerton    | 23            | 40             | 46              | 54             | 39.6 |
| Kittitas     | 7             | 16             | 18              | 21             | 55.6 |
| Klickitat    | 2             | 7              | 9               | 10             | 55.2 |
| Lewis        | 12            | 15             | 18              | 27             | 35.8 |
| Lincoln      | 2             | 4              | 4               | 4              | 22.1 |
| Mason        | 2             | 2              | 3               | 7              | 27.3 |
| Okanogan     | 4             | 8              | 11              | 17             | 34.4 |
| Pacific      | 3             | 4              | 4               | 7              | 26.1 |
| Pend Oreille | 2             | 3              | 4               | 4              | 41.2 |
| Pierce       | 46            | 90             | 125             | 177            | 37.4 |
| Rural        | 20            | 32             | 42              | 65             | 38.2 |
| Tacoma       | 26            | 58             | 83              | 112            | 36.9 |
| San Juan     | 0             | 0              | 1               | 1              | 26.3 |
| Skagit       | 11            | 16             | 19              | 25             | 34.1 |
| Skamania     | 1             | 1              | 1               | 1              | 22.2 |

DEATHS OF INFANTS UNDER ONE DAY, UNDER ONE WEEK, UNDER ONE MONTH, AND UNDER ONE YEAR, IN THE COUNTIES AND MAJOR CITIES OF THE STATE OF WASHINGTON, WITH RATES PER 1,000 LIVE BIRTHS, ALLOCATED TO RESIDENCE OF DECEASED, 1945

| Area                   | Under one day | Under one week | Under one month | Under one year | Rate |
|------------------------|---------------|----------------|-----------------|----------------|------|
| Snohomish              | 19            | 32             | 34              | 54             | 27.4 |
| Rural                  | 12            | 19             | 19              | 30             | 26.0 |
| Everett                | 7             | 13             | 15              | 24             | 29.2 |
| Spokane                | 54            | 82             | 91              | 123            | 31.9 |
| Rural                  | 9             | 14             | 16              | 20             | 23.6 |
| Spokane                | 45            | 68             | 75              | 103            | 34.2 |
| Stevens                | 6             | 7              | 11              | 14             | 50.2 |
| Thurston               | 8             | 15             | 18              | 20             | 25.1 |
| Rural                  | 0             | 3              | 5               | 7              | 15.6 |
| Olympia                | 8             | 12             | 13              | 13             | 37.4 |
| Wahkiakum              | 0             | 1              | 1               | 2              | 33.3 |
| Walla Walla            | 8             | 15             | 18              | 24             | 30.9 |
| Rural                  | 4             | 5              | 5               | 9              | 40.0 |
| Walla Walla            | 4             | 10             | 13              | 15             | 27.2 |
| Whatcom                | 12            | 24             | 26              | 38             | 32.4 |
| Rural                  | 3             | 5              | 5               | 9              | 17.4 |
| Bellingham             | 9             | 19             | 21              | 29             | 44.3 |
| Whitman                | 8             | 12             | 12              | 16             | 36.5 |
| Yakima                 | 36            | 61             | 105             | 147            | 59.6 |
| Rural                  | 18            | 35             | 66              | 101            | 60.3 |
| Yakima                 | 18            | 26             | 39              | 46             | 58.2 |
| State Custodial School | 0             | 0              | 0               | 2*             |      |
| URBAN TOTALS           | 294           | 483            | 588             | 753            | 34.4 |
| RURAL TOTALS           | 255           | 424            | 535             | 770            | 34.3 |
| GRAND TOTALS           | 549           | 907            | 1,123           | 1,523          | 34.4 |

\* Included in rural total.

WASHINGTON STATE DEPARTMENT OF HEALTH  
SECTION OF PUBLIC HEALTH STATISTICS  
August 31, 1946

TABLE VII

DEATHS OF INFANTS UNDER ONE DAY, UNDER ONE WEEK, UNDER ONE MONTH, AND UNDER ONE YEAR, IN THE COUNTIES AND MAJOR CITIES OF THE STATE OF WASHINGTON, WITH RATES PER 1,000 LIVE BIRTHS, ALLOCATED TO PLACE OF OCCURRENCE, 1945

| Area         | Under one day | Under one week | Under one month | Under one year | Rate  |
|--------------|---------------|----------------|-----------------|----------------|-------|
| Adams        | 2             | 3              | 3               | 4              | 37.4  |
| Asotin       | 0             | 0              | 0               | 0              | 0     |
| Benton       | 5             | 5              | 7               | 16             | 29.7  |
| Chelan       | 13            | 22             | 24              | 30             | 38.7  |
| Rural        | 1             | 2              | 2               | 4              | 90.9  |
| Wenatchee    | 12            | 20             | 22              | 26             | 35.6  |
| Clallam      | 4             | 5              | 6               | 11             | 22.3  |
| Rural        | 0             | 0              | 1               | 5              | 111.1 |
| Port Angeles | 4             | 5              | 5               | 6              | 13.4  |
| Clark        | 29            | 42             | 52              | 69             | 30.7  |
| Rural        | 5             | 7              | 10              | 16             | 24.2  |
| Vancouver    | 24            | 35             | 42              | 53             | 33.4  |
| Columbia     | 0             | 0              | 0               | 2              | 26.3  |
| Cowlitz      | 12            | 15             | 23              | 34             | 33.9  |
| Rural        | 0             | 0              | 1               | 3              | 51.7  |
| Longview     | 12            | 15             | 22              | 31             | 32.8  |
| Douglas      | 1             | 1              | 1               | 2              | 181.8 |
| Ferry        | 0             | 0              | 0               | 0              | 0     |
| Franklin     | 7             | 15             | 19              | 24             | 50.2  |
| Garfield     | 0             | 0              | 0               | 0              | 0     |
| Grant        | 1             | 1              | 1               | 1              | 18.9  |
| Grays Harbor | 11            | 24             | 28              | 38             | 41.2  |
| Rural        | 2             | 4              | 5               | 8              | 93.0  |
| Aberdeen     | 9             | 20             | 23              | 29             | 31.0  |
| Hoquiam      | 0             | 0              | 0               | 1              | *     |
| Island       | 0             | 0              | 0               | 0              | 0     |
| Jefferson    | 3             | 5              | 5               | 6              | 29.8  |
| King         | 181           | 285            | 336             | 446            | 30.2  |
| Rural        | 11            | 19             | 25              | 45             | 36.1  |
| Seattle      | 170           | 266            | 311             | 401            | 29.7  |
| Kitsap       | 31            | 60             | 72              | 87             | 31.0  |
| Rural        | 0             | 1              | 1               | 4              | 74.1  |
| Bremerton    | 31            | 59             | 71              | 83             | 30.2  |
| Kittitas     | 7             | 17             | 19              | 21             | 53.4  |
| Klickitat    | 2             | 7              | 8               | 9              | 71.4  |
| Lewis        | 14            | 17             | 19              | 25             | 31.2  |
| Lincoln      | 1             | 1              | 1               | 1              | 14.9  |
| Mason        | 2             | 2              | 3               | 7              | 36.6  |
| Okanogan     | 5             | 9              | 12              | 17             | 28.1  |
| Pacific      | 1             | 2              | 2               | 3              | 17.8  |
| Pend Oreille | 2             | 2              | 3               | 3              | 20.7  |
| Pierce       | 46            | 94             | 130             | 190            | 37.4  |
| Rural        | 8             | 12             | 13              | 23             | 34.6  |
| Tacoma       | 38            | 82             | 117             | 167            | 37.8  |
| San Juan     | 0             | 0              | 1               | 1              | 58.8  |
| Skagit       | 11            | 17             | 20              | 26             | 34.7  |
| Skamania     | 0             | 0              | 0               | 0              | 0     |

DEATHS OF INFANTS UNDER ONE DAY, UNDER ONE WEEK, UNDER ONE MONTH, AND  
 UNDER ONE YEAR, IN THE COUNTIES AND MAJOR CITIES OF THE STATE OF  
 WASHINGTON, WITH RATES PER 1,000 LIVE BIRTHS,  
 ALLOCATED TO PLACE OF OCCURRENCE, 1945

| Area         | Under<br>one day | Under<br>one week | Under<br>one month | Under<br>one year | Rate  |
|--------------|------------------|-------------------|--------------------|-------------------|-------|
| Snohomish    | 15               | 27                | 29                 | 43                | 23.8  |
| Rural        | 1                | 3                 | 3                  | 9                 | 30.0  |
| Everett      | 14               | 24                | 26                 | 34                | 22.6  |
| Spokane      | 60               | 92                | 105                | 143               | 32.9  |
| Rural        | 3                | 6                 | 9                  | 10                | 20.4  |
| Spokane      | 57               | 86                | 96                 | 133               | 34.4  |
| Stevens      | 6                | 6                 | 9                  | 12                | 44.4  |
| Thurston     | 7                | 14                | 17                 | 19                | 26.1  |
| Rural        | 0                | 0                 | 1                  | 2                 | 26.0  |
| Olympia      | 7                | 14                | 18                 | 17                | 26.1  |
| Wahkiakum    | 0                | 0                 | 0                  | 0                 | 0     |
| Walla Walla  | 14               | 21                | 24                 | 31                | 34.0  |
| Rural        | 0                | 0                 | 0                  | 4                 | 133.3 |
| Walla Walla  | 14               | 21                | 24                 | 27                | 28.8  |
| Whatcom      | 12               | 24                | 26                 | 38                | 31.5  |
| Rural        | 1                | 1                 | 1                  | 3                 | 25.6  |
| Bellingham   | 11               | 23                | 25                 | 35                | 32.1  |
| Whitman      | 6                | 10                | 10                 | 14                | 39.0  |
| Yakima       | 36               | 61                | 108                | 154               | 63.0  |
| Rural        | 5                | 12                | 23                 | 50                | 92.2  |
| Yakima       | 31               | 49                | 85                 | 104               | 54.6  |
| URBAN TOTALS | 434              | 719               | 885                | 1,147             | 32.6  |
| RURAL TOTALS | 113              | 187               | 238                | 380               | 38.1  |
| GRAND TOTALS | 547              | 906               | 1,123              | 1,527             | 33.8  |

\* No live births occurred in Hoquiam in 1945.

WASHINGTON STATE DEPARTMENT OF HEALTH  
 SECTION OF PUBLIC HEALTH STATISTICS  
 August 31, 1946



DEATHS OF INFANTS UNDER ONE YEAR OF AGE IN THE COUNTIES AND MAJOR  
CITIES OF THE STATE OF WASHINGTON, BY SELECTED CAUSES OF DEATH,  
ALLOCATED TO RESIDENCE OF DECEASED, 1945

| CAUSES<br>OF<br>DEATH                            | Adams | Asotin | Benton | Chelan rural | Wenatchee | Clallam<br>rural | Port Angeles | Clark rural | Vancouver | Columbia | Cowlitz<br>rural | Longview | Douglas | Ferry | Franklin | Garfield | Grant | Grays Harbor<br>rural | Aberdeen |
|--|-------|--------|--------|--------------|-----------|------------------|--------------|-------------|-----------|----------|------------------|----------|---------|-------|----------|----------|-------|-----------------------|----------|
| Typhoid and Paratyphoid                          |       |        |        |              |           |                  |              |             |           |          |                  |          |         |       |          |          |       |                       |          |
| Undulant Fever                                   |       |        |        |              |           |                  |              |             |           |          |                  |          |         |       |          |          |       |                       |          |
| Meningococcus Meningitis                         |       |        |        |              |           |                  |              |             |           |          |                  |          |         |       |          |          |       |                       |          |
| Scarlet Fever                                    |       |        |        |              |           |                  |              |             |           |          |                  |          |         |       |          |          |       |                       |          |
| Whooping Cough                                   |       |        |        |              |           |                  |              | 1           |           |          |                  | 1        |         |       |          |          |       |                       |          |
| Diphtheria                                       |       |        |        |              |           |                  |              |             |           |          |                  |          |         |       |          |          |       |                       |          |
| Tuberculosis (all forms)                         |       |        |        |              |           |                  |              |             |           |          |                  |          |         |       |          |          |       | 1                     |          |
| Dysentery  |       |        | 1      |              |           |                  |              |             |           |          |                  |          |         |       |          |          |       |                       |          |
| Syphilis (all forms)                             |       |        |        |              |           |                  |              | 1           | 1         |          |                  |          |         |       |          |          |       |                       |          |
| Influenza  |       |        | 1      |              |           |                  |              | 1           | 1         |          |                  |          | 1       |       |          |          |       |                       |          |
| Smallpox   |       |        |        |              |           |                  |              |             |           |          |                  |          |         |       |          |          |       |                       |          |
| Measles  |       |        |        |              |           |                  |              |             |           |          |                  |          |         |       |          |          |       |                       |          |
| Poliomyelitis                                    |       |        |        |              |           |                  |              |             |           |          |                  |          |         |       |          |          |       |                       |          |
| Cephalitis lethargica                            |       |        |        |              |           |                  |              | 1           |           |          |                  |          |         |       |          |          |       |                       |          |
| Pneumonia (all forms)                            | 1     | 1      | 1      | 1            |           | 3                |              | 6           | 2         |          | 2                | 1        |         |       | 1        |          | 1     | 3                     | 2        |
| Diarrhea and Enteritis                           |       | 1      | 1      | 1            |           |                  |              | 1           | 1         |          | 1                |          |         |       | 1        |          |       |                       |          |
| Congenital Malformations                         |       |        | 2      | 2            | 1         |                  |              | 6           | 3         | 2        | 2                | 3        |         |       | 4        |          | 1     | 4                     |          |
| Hydrocephalus                                    |       |        |        |              |           |                  |              |             |           | 2        |                  |          |         |       |          |          |       |                       |          |
| Spina Bifida                                     |       |        |        |              |           |                  |              | 1           |           |          |                  |          |         |       |          |          |       |                       |          |
| Anencephalus                                     |       |        |        |              |           |                  |              |             | 1         |          |                  |          |         |       |          |          |       |                       |          |
| Other malformations of<br>central nervous system |       |        |        |              |           |                  |              |             |           |          |                  |          |         |       |          |          |       |                       |          |
| Malformation of heart                            |       |        | 2      | 2            |           |                  |              | 4           | 2         |          | 1                | 3        |         |       | 3        |          |       | 4                     |          |
| Other malformations of<br>cardiovascular system  |       |        |        |              |           |                  |              |             |           |          |                  |          |         |       |          |          |       |                       |          |
| Malformations of<br>digestive system             |       |        |        |              | 1         |                  |              |             |           |          | 1                |          |         |       | 1        |          | 1     |                       |          |
| Malformations of<br>genito-urinary system        |       |        |        |              |           |                  |              | 1           |           |          |                  |          |         |       |          |          |       |                       |          |
| All other congenital<br>malformations            |       |        |        |              |           |                  |              |             |           |          |                  |          |         |       |          |          |       |                       |          |
| Congenital debility                              |       |        | 1      |              |           |                  | 1            |             |           |          | 1                |          |         |       |          |          |       |                       |          |
| Prematurity                                      | 2     | 1      | 6      | 7            | 4         |                  | 3            | 16          | 13        |          | 4                | 9        |         |       | 7        | 1        | 2     | 8                     | 5        |
| Injury at birth                                  | 1     | 1      | 1      | 3            | 1         | 1                |              | 3           | 2         |          | 1                | 1        | 1       |       | 4        | 1        | 1     | 2                     |          |
| Intracranial hemorrhage                          |       |        |        |              | 1         |                  |              | 2           | 1         |          | 1                |          |         |       | 2        |          |       |                       |          |
| Other intracranial<br>injuries                   |       |        |        |              |           |                  |              |             |           |          |                  |          |         |       |          |          |       | 1                     |          |
| Other injuries at birth                          | 1     | 1      | 1      | 3            |           | 1                |              | 1           | 1         |          |                  | 1        | 1       |       | 2        | 1        |       | 2                     |          |
| Other diseases peculiar<br>to first year of life | 2     |        | 3      | 1            | 2         |                  |              | 4           | 3         |          |                  |          |         |       | 4        |          | 1     | 1                     | 1        |
| Atelectasis                                      | 1     |        | 1      |              | 1         |                  |              | 1           | 3         |          |                  |          |         |       | 2        |          | 1     |                       |          |
| Infection of Umbilicus                           |       |        |        |              |           |                  |              |             |           |          |                  |          |         |       |          |          |       |                       |          |
| Other Specific Causes                            | 1     |        | 2      | 1            | 1         |                  |              | 3           |           |          |                  |          |         |       | 2        |          |       | 1                     | 1        |
| All other causes                                 | 1     |        | 4      | 4            | 1         | 4                |              | 7           |           |          | 2                | 4        |         |       | 2        |          |       | 1                     | 2        |
| ALL CAUSES                                       | 7     | 4      | 21     | 19           | 9         | 8                | 4            | 47          | 26        | 2        | 13               | 19       | 2       | 0     | 23       | 2        | 6     | 20                    | 10       |

DEATHS OF INFANTS UNDER ONE YEAR OF AGE IN THE COUNTIES AND MAJOR  
CITIES OF THE STATE OF WASHINGTON, BY SELECTED CAUSES OF DEATH,  
ALLOCATED TO RESIDENCE OF DECEASED, 1945

| CAUSE<br>OF<br>DEATH                             | Hoquiam | Island | Jefferson | King rural | Seattle | Kitsap rural | Bremerton | Kittitas | Klickitat | Lewis | Lincoln | Mason | Okanogan | Pacific | Pend Oreille | Pierce rural | Tacoma | San Juan | Skagit |
|--|---------|--------|-----------|------------|---------|--------------|-----------|----------|-----------|-------|---------|-------|----------|---------|--------------|--------------|--------|----------|--------|
| Typhoid and Paratyphoid                          |         |        |           |            |         |              |           |          |           |       |         |       |          |         |              |              |        |          |        |
| Undulant Fever                                   |         |        |           |            |         |              |           |          |           |       |         |       |          |         |              |              |        |          |        |
| Meningococcus Meningitis                         |         |        |           |            | 2       | 1            |           |          |           |       |         |       |          |         |              |              |        |          |        |
| Scarlet Fever                                    |         |        |           |            |         |              |           |          |           |       |         |       |          |         |              |              |        |          |        |
| Whooping Cough                                   |         |        |           |            |         |              | 1         |          |           |       |         |       |          |         |              |              |        |          |        |
| Diphtheria                                       |         |        |           |            |         |              |           |          |           |       |         |       |          |         |              |              |        |          |        |
| Tuberculosis (all forms)                         |         |        |           |            | 3       |              |           |          |           |       |         |       |          |         |              |              |        |          |        |
| Dysentery  |         |        |           | 3          |         |              |           |          |           |       |         |       |          |         |              | 2            |        |          |        |
| Syphilis (all forms)                             |         |        |           |            |         |              |           |          |           |       |         |       |          |         |              |              |        |          |        |
| Influenza  |         |        |           | 2          |         |              |           |          |           | 1     |         |       |          | 1       |              |              | 2      |          |        |
| Smallpox   |         |        |           |            |         |              |           |          |           |       |         |       |          |         |              |              |        |          |        |
| Measles  |         |        |           |            |         |              |           |          |           |       |         |       |          |         |              |              |        |          |        |
| Poliomyelitis                                    |         |        |           |            |         |              |           |          |           |       |         |       |          |         |              |              |        |          |        |
| Encephalitis Lethargica                          |         |        |           |            |         |              |           |          |           |       |         |       |          |         |              |              |        |          |        |
| Pneumonia (all forms)                            | 1       |        |           | 14         | 17      | 2            | 5         | 2        |           | 4     |         | 1     | 2        |         |              | 4            | 9      | 1        | 6      |
| Diarrhea and Enteritis                           |         |        |           | 2          | 6       |              | 1         | 1        | 1         | 1     |         | 1     | 1        | 1       |              | 9            | 22     |          | 1      |
| Congenital Malformations                         | 2       |        |           | 18         | 51      | 4            | 10        | 2        | 1         | 3     | 1       |       | 3        |         |              | 8            | 11     |          | 4      |
| Hydrocephalus                                    |         |        |           | 1          | 5       |              | 1         |          |           |       |         |       |          |         |              | 1            |        |          |        |
| Spina Bifida                                     |         |        |           |            | 6       | 1            | 1         | 2        |           | 1     |         |       |          |         |              |              |        |          | 1      |
| Anencephalus                                     |         |        |           | 1          | 2       |              | 1         |          |           |       |         |       |          |         |              | 1            |        |          |        |
| Other malformations of<br>central nervous system | 1       |        |           | 1          | 1       |              |           |          |           |       |         |       |          |         |              |              | 1      |          |        |
| Malformation of heart                            |         |        |           | 12         | 23      | 3            | 5         |          | 1         | 2     |         |       |          |         |              | 3            | 5      |          | 3      |
| Other malformations of<br>cardiovascular system  |         |        |           |            | 1       |              |           |          |           |       |         |       |          |         |              | 1            |        |          |        |
| Malformations of<br>digestive system             |         |        |           | 1          | 11      |              | 2         |          |           |       |         |       | 3        |         |              | 1            | 5      |          |        |
| Malformation of<br>genito-urinary system         |         |        |           |            |         |              |           |          |           |       |         |       |          |         |              |              |        |          |        |
| All other congenital<br>malformations            | 1       |        |           | 2          | 2       |              |           |          |           |       | 1       |       |          |         |              | 1            |        |          |        |
| Congenital Debility                              |         |        |           |            | 1       | 3            | 1         | 1        |           |       |         |       | 1        |         |              |              | 1      |          | 1      |
| Prematurity                                      | 3       | 1      | 1         | 52         | 109     | 19           | 22        | 8        | 6         | 11    | 1       | 3     | 6        | 3       | 3            | 13           | 38     |          | 6      |
| Injury at birth                                  |         |        | 5         | 10         | 22      | 5            | 3         | 4        | 1         | 1     | 1       |       | 1        |         | 1            | 11           | 11     |          | 5      |
| Intracranial hemorrhage                          |         |        | 2         | 2          | 16      | 2            | 1         |          |           | 1     |         |       |          |         |              | 7            | 6      |          | 2      |
| Other intracranial<br>injuries                   |         |        |           | 1          |         |              |           |          |           |       |         |       |          |         |              |              | 1      |          | 1      |
| Other injuries at birth                          |         |        | 3         | 7          | 6       | 3            | 2         | 4        | 1         |       | 1       |       | 1        |         | 1            | 4            | 4      |          | 2      |
| Other diseases peculiar<br>to first year of life | 3       |        |           | 21         | 40      | 2            | 6         | 2        |           | 2     | 1       |       | 1        | 1       |              | 7            | 9      |          | 2      |
| Atelectasis                                      | 1       |        |           | 13         | 24      | 2            | 3         | 1        |           | 2     |         |       | 1        | 1       |              | 3            | 4      |          | 1      |
| Infection of Umbilicus                           |         |        |           |            |         |              |           |          |           |       |         |       |          |         |              |              |        |          |        |
| Other Specific Causes                            | 2       |        |           | 8          | 16      |              | 3         | 1        |           |       | 1       |       |          |         |              | 4            | 5      |          | 1      |
| All Other Causes                                 | 1       |        | 1         | 25         | 28      | 6            | 5         | 1        | 1         | 4     |         | 2     | 2        | 1       |              | 11           | 9      |          |        |
| ALL CAUSES                                       | 10      | 1      | 7         | 147        | 279     | 42           | 54        | 21       | 10        | 27    | 4       | 7     | 17       | 7       | 4            | 65           | 112    | 1        | 25     |

DEATHS OF INFANTS UNDER ONE YEAR OF AGE IN THE COUNTIES AND MAJOR  
CITIES OF THE STATE OF WASHINGTON, BY SELECTED CAUSES OF DEATH,  
ALLOCATED TO RESIDENCE OF DECEASED, 1945

| CAUSE<br>OF<br>DEATH                             | Skamania | Snohomish<br>rural | Everett | Spokane rural | Spokane | Stevens | Thurston rural | Olympia | Wahkiakum | Walla Walla<br>rural | Walla Walla | Whatcom rural | Bellingham | Whitman | Yakima rural | Yakima | State Cus-<br>todial School | Urban Total | Rural Total | Grand Total |       |   |
|--|----------|--------------------|---------|---------------|---------|---------|----------------|---------|-----------|----------------------|-------------|---------------|------------|---------|--------------|--------|-----------------------------|-------------|-------------|-------------|-------|---|
| Typhoid and Paratyphoid                          |          |                    |         |               |         |         |                |         |           |                      |             |               |            |         |              |        |                             |             |             |             | 0     |   |
| Undulant Fever                                   |          |                    |         |               |         |         |                |         |           |                      |             |               |            |         |              |        |                             |             |             |             |       | 0 |
| Meningococcus Meningitis                         |          |                    |         |               |         |         |                |         |           |                      |             |               |            |         |              |        |                             | 2           | 1           |             | 3     |   |
| Scarlet Fever                                    |          |                    |         |               |         |         |                |         |           |                      |             |               |            |         |              |        |                             |             |             |             |       | 0 |
| Whooping Cough                                   |          | 1                  |         |               |         |         |                |         |           |                      |             |               |            |         |              |        |                             | 2           | 2           |             | 4     |   |
| Diphtheria                                       |          |                    |         |               |         |         |                |         |           |                      |             |               |            |         |              | 1      |                             | 1           | 0           |             | 1     |   |
| Tuberculosis (all forms)                         |          |                    |         |               | 1       |         |                |         |           |                      |             |               |            |         |              |        |                             | 4           | 1           |             | 5     |   |
| Dysentery  |          |                    |         |               |         |         |                |         |           |                      |             |               |            |         | 8            | 4      |                             | 4           | 14          |             | 18    |   |
| Syphilis (all forms)                             |          |                    |         |               |         |         |                |         |           |                      |             |               |            |         | 1            |        |                             | 1           | 2           |             | 3     |   |
| Influenza  |          |                    |         |               |         |         |                |         |           |                      |             |               | 1          |         |              |        |                             | 4           | 7           |             | 11    |   |
| Smallpox   |          |                    |         |               |         |         |                |         |           |                      |             |               |            |         |              |        |                             |             |             |             |       | 0 |
| Measles  |          |                    |         |               |         |         |                |         |           |                      |             |               |            |         |              |        |                             |             |             |             |       | 0 |
| Poliomyelitis                                    |          |                    |         |               |         |         |                |         |           |                      |             |               |            |         |              |        |                             |             |             |             |       | 0 |
| Encephalitis Lethargica                          |          |                    |         |               |         |         |                |         |           |                      |             |               |            |         |              |        |                             | 0           | 1           |             | 1     |   |
| Pneumonia (all forms)                            |          | 4                  | 2       | 3             | 10      | 2       | 1              | 1       |           | 2                    |             | 3             |            | 29      | 5            |        |                             | 59          | 96          |             | 155   |   |
| Diarrhea and Enteritis                           |          | 1                  |         |               | 5       |         |                |         |           | 1                    | 1           |               |            |         | 14           | 3      |                             | 39          | 40          |             | 79    |   |
| Congenital Malformations                         |          | 3                  | 7       | 1             | 20      | 3       | 1              | 1       |           | 1                    | 4           | 3             | 4          | 6       | 4            | 2      |                             | 117         | 91          |             | 208   |   |
| Hydrocephalus                                    |          |                    |         |               | 4       |         |                |         |           |                      |             |               |            |         |              |        |                             | 1           | 10          | 5           | 15    |   |
| Spina Bifida                                     |          |                    | 1       |               | 2       | 2       |                |         |           |                      |             |               |            |         |              |        |                             | 1           | 10          | 9           | 19    |   |
| Anencephalus                                     |          |                    |         |               |         |         |                | 1       |           |                      |             |               |            |         |              |        |                             |             | 5           | 2           | 7     |   |
| Other Malformations of<br>Central nervous system |          |                    |         |               |         |         |                |         |           |                      |             |               |            |         |              |        |                             |             | 3           | 1           | 4     |   |
| Malformation of heart                            |          | 2                  | 4       | 1             | 10      |         | 1              |         |           | 1                    | 4           | 2             | 1          | 5       | 4            |        |                             | 59          | 54          |             | 113   |   |
| Other malformations of<br>cardiovascular system  |          |                    |         |               |         |         |                |         |           |                      |             |               |            |         |              |        |                             |             | 1           | 1           | 2     |   |
| Malformations of<br>digestive system             |          |                    | 2       |               | 4       | 1       |                |         |           |                      |             | 1             | 2          | 1       |              |        |                             | 26          | 12          |             | 38    |   |
| Malformations of<br>genito-urinary system        |          |                    |         |               |         |         |                |         |           |                      |             |               |            |         |              |        |                             |             | 0           | 1           | 1     |   |
| All other congenital<br>malformations            |          | 1                  |         |               |         |         |                |         |           |                      |             |               | 1          |         |              |        |                             |             | 3           | 6           | 9     |   |
| Congenital debility                              |          | 1                  |         |               |         |         |                | 1       |           | 1                    |             |               |            | 1       | 1            |        |                             |             | 7           | 10          | 17    |   |
| Prematurity                                      |          | 1                  | 9       | 7             | 10      | 38      | 7              | 4       | 6         | 1                    | 5           | 5             | 2          | 11      | 6            | 25     | 18                          |             | 291         | 257         | 548   |   |
| Injury at birth                                  |          | 7                  | 4       | 2             | 12      | 2       |                | 2       |           | 1                    | 3           | 1             | 5          | 1       | 5            | 4      |                             |             | 70          | 84          | 154   |   |
| Intracranial hemorrhage                          |          | 4                  | 1       |               | 1       | 1       |                | 1       |           | 1                    |             | 3             |            | 3       | 1            |        |                             |             | 33          | 29          | 62    |   |
| Other intracranial<br>injuries                   |          |                    |         |               |         |         |                |         | 1         |                      |             |               |            |         | 1            |        |                             |             | 1           | 5           | 6     |   |
| Other injuries at birth                          |          | 3                  | 3       | 2             | 11      | 1       |                | 1       |           | 2                    | 1           | 2             | 1          | 1       | 3            |        |                             |             | 36          | 50          | 86    |   |
| Other diseases peculiar<br>to first year of life |          | 2                  | 2       | 2             | 8       |         | 1              | 3       |           |                      |             |               | 1          | 2       | 4            | 2      |                             |             | 80          | 66          | 146   |   |
| Atelectasis                                      |          | 1                  | 1       | 1             | 6       |         |                |         |           |                      |             |               | 1          |         | 1            | 1      |                             |             | 45          | 33          | 78    |   |
| Infection of Umbilicus                           |          |                    |         |               | 1       |         |                |         |           |                      |             |               |            |         | 1            |        |                             |             | 1           | 1           | 2     |   |
| Other specific causes                            |          | 1                  | 1       | 1             | 1       |         | 1              | 3       |           |                      |             |               |            | 2       | 2            | 1      |                             |             | 34          | 32          | 66    |   |
| All Other Causes                                 |          | 2                  | 2       | 2             | 9       |         |                |         |           | 3                    | 2           | 1             | 5          | 3       | 8            | 4      |                             |             | 72          | 98          | 170   |   |
| ALL CAUSES                                       | 1        | 30                 | 24      | 20            | 103     | 14      | 7              | 13      | 2         | 9                    | 15          | 9             | 29         | 16      | 101          | 46     | 2                           | 753         | 770         |             | 1,523 |   |




TABLE IX

DEATHS OF INFANTS UNDER ONE DAY, UNDER ONE WEEK, UNDER ONE MONTH, AND UNDER ONE YEAR, IN THE COUNTIES AND MAJOR CITIES OF THE STATE OF WASHINGTON, BY SELECTED CAUSES OF DEATH, ALLOCATED TO RESIDENCE OF DECEASED, 1945

| Cause of Death                                    | Under one day | Under one week | Under one month | Under one year |
|---|---------------|----------------|-----------------|----------------|
| Typhoid and Paratyphoid                           | 0             | 0              | 0               | 0              |
| Undulant Fever                                    | 0             | 0              | 0               | 0              |
| Meningococcus Meningitis                          | 0             | 0              | 0               | 3              |
| Scarlet Fever                                     | 0             | 0              | 0               | 0              |
| Whooping Cough                                    | 0             | 0              | 0               | 4              |
| Diphtheria  | 0             | 0              | 0               | 1              |
| Tuberculosis (all forms)                          | 0             | 0              | 1               | 5              |
| Dysentery   | 0             | 0              | 10              | 18             |
| Syphilis (all forms)                              | 2             | 2              | 3               | 3              |
| Influenza   | 0             | 0              | 0               | 11             |
| Smallpox  | 0             | 0              | 0               | 0              |
| Measles   | 0             | 0              | 0               | 0              |
| Poliomyelitis                                     | 0             | 0              | 0               | 0              |
| Encephalitis Lethargica                           | 0             | 0              | 0               | 1              |
| Pneumonia (all forms)                             | 2             | 12             | 44              | 155            |
| Diarrhea and Enteritis                            | 0             | 0              | 39              | 79             |
| Congenital malformations                          | 55            | 102            | 139             | 208            |
| Hydrocephalus                                     | 2             | 5              | 7               | 15             |
| Spina Bifida                                      | 1             | 3              | 13              | 19             |
| Anencephalus                                      | 6             | 7              | 7               | 7              |
| Other malformations of central nervous system     | 3             | 3              | 3               | 4              |
| Malformation of heart                             | 30            | 58             | 75              | 113            |
| Other malformations of cardiovascular system      | 0             | 1              | 2               | 2              |
| Malformation of digestive system                  | 6             | 17             | 24              | 38             |
| Malformation of genito-urinary system             | 1             | 1              | 1               | 1              |
| All other congenital malformations                | 6             | 7              | 7               | 9              |
| Congenital Debility                               | 6             | 8              | 12              | 17             |
| Prematurity                                       | 318           | 487            | 534             | 548            |
| Injury at birth                                   | 93            | 144            | 152             | 154            |
| Intracranial hemorrhage                           | 26            | 54             | 61              | 62             |
| Other intracranial injuries                       | 3             | 6              | 6               | 6              |
| Other injuries at birth                           | 64            | 84             | 85              | 86             |
| Other Diseases Peculiar to the First Year of Life | 64            | 128            | 141             | 146            |
| Atelectasis                                       | 45            | 74             | 76              | 78             |
| Infection of Umbilicus                            | 1             | 2              | 2               | 2              |
| Other Specific Causes                             | 18            | 52             | 63              | 66             |
| All Other Causes                                  | 9             | 24             | 48              | 170            |
| <b>ALL CAUSES</b>                                 | <b>549</b>    | <b>907</b>     | <b>1,123</b>    | <b>1,523</b>   |



TABLE X - CASES OF BRUCELLOSIS REPORTED IN THE COUNTIES AND MAJOR CITIES OF THE STATE OF WASHINGTON, BY AGE GROUPS, BY DATE REPORT RECEIVED, 1945

| AREA         | Under 1 year | 1 - 4 years | 5 - 9 years | 10-14 years | 15-19 years | 20-24 years | 25-29 years | 30-34 years | 35-39 years | 40-44 years | 45 years and over | Age not stated | All Ages |
|--------------|--------------|-------------|-------------|-------------|-------------|-------------|-------------|-------------|-------------|-------------|-------------------|----------------|----------|
| Adams        |              |             |             |             |             |             |             |             |             |             |                   |                | 0        |
| Asotin       |              |             |             |             |             |             |             |             |             |             |                   |                | 0        |
| Benton       |              |             |             |             |             |             |             |             |             |             |                   |                | 0        |
| Chelan       |              |             |             |             |             |             |             |             |             |             |                   |                | 0        |
| Rural        |              |             |             |             |             |             |             |             |             |             |                   |                | 0        |
| Wenatchee    |              |             |             |             |             |             |             |             |             |             |                   |                | 0        |
| Clallam      |              |             |             |             |             |             |             |             | 2           | 1           | 1                 |                | 4        |
| Rural        |              |             |             |             |             |             |             |             | 2           | 1           | 1                 |                | 4        |
| Port Angeles |              |             |             |             |             |             |             |             |             |             |                   |                | 0        |
| Clark        |              | 1           |             |             | 1           | 3           | 1           |             | 1           | 1           | 2                 | 3              | 13       |
| Rural        |              | 1           |             |             | 1           | 2           | 1           |             |             |             | 1                 | 3              | 9        |
| Vancouver    |              |             |             |             |             | 1           |             |             | 1           | 1           | 1                 |                | 4        |
| Columbia     |              |             |             |             |             |             |             |             |             |             |                   |                | 0        |
| Cowlitz      |              |             |             |             |             |             |             | 1           |             |             |                   | 2              | 3        |
| Rural        |              |             |             |             |             |             |             |             |             |             |                   | 2              | 2        |
| Longview     |              |             |             |             |             |             |             | 1           |             |             |                   |                | 1        |
| Douglas      |              |             |             |             |             |             |             |             |             |             |                   |                | 0        |
| Ferry        |              |             |             |             |             |             |             |             |             |             |                   |                | 0        |
| Franklin     |              |             |             |             |             |             |             |             |             |             | 1                 |                | 1        |
| Garfield     |              |             |             |             |             |             |             |             |             |             |                   |                | 0        |
| Grant        |              |             |             |             |             |             |             |             |             |             |                   |                | 0        |
| Grays Harbor |              |             |             |             |             |             |             |             |             |             |                   |                | 0        |
| Rural        |              |             |             |             |             |             |             |             |             |             |                   |                | 0        |
| Aberdeen     |              |             |             |             |             |             |             |             |             |             |                   |                | 0        |
| Hoquiam      |              |             |             |             |             |             |             |             |             |             |                   |                | 0        |
| Island       |              |             |             |             |             |             |             |             |             |             |                   |                | 0        |
| Jefferson    |              |             |             |             |             |             |             |             |             |             |                   |                | 0        |
| King         |              |             | 1           |             |             |             |             |             | 1           | 3           | 1                 |                | 5        |
| Rural        |              |             | 1           |             |             |             |             |             |             | 3           |                   |                | 4        |
| Seattle      |              |             |             |             |             |             |             |             | 1           |             |                   |                | 1        |
| Kitsap       |              |             |             |             |             |             |             |             |             |             |                   |                | 0        |
| Rural        |              |             |             |             |             |             |             |             |             |             |                   |                | 0        |
| Bremerton    |              |             |             |             |             |             |             |             |             |             |                   |                | 0        |
| Kittitas     |              |             |             |             |             |             |             |             |             |             |                   |                | 0        |
| Klickitat    |              |             |             |             |             |             |             |             |             |             |                   |                | 0        |
| Lewis        |              |             |             |             |             |             | 1           |             |             |             |                   |                | 1        |

TABLE X -- CASES OF BRUCELLOSIS REPORTED IN THE COUNTIES AND MAJOR CITIES OF THE STATE OF WASHINGTON, BY AGE GROUPS, BY DATE REPORT RECEIVED, 1945

| AREA         | Under 1 year | 1 - 4 years | 5 - 9 years | 10-14 years | 15-19 years | 20-24 years | 25-29 years | 30-34 years | 35-39 years | 40-44 years | 45 years and over | Age not stated | All Ages |
|--------------|--------------|-------------|-------------|-------------|-------------|-------------|-------------|-------------|-------------|-------------|-------------------|----------------|----------|
| Lincoln      |              |             |             |             |             |             |             |             |             |             |                   | 1              | 1        |
| Mason        |              |             |             |             |             |             |             |             |             |             |                   |                | 0        |
| Okanogan     |              |             |             |             |             |             |             |             |             |             |                   |                | 0        |
| Pacific      |              |             |             |             |             |             |             |             |             |             |                   |                | 0        |
| Pend Oreille |              |             |             |             |             |             |             |             |             |             |                   |                | 0        |
| Pierce       |              |             |             |             |             |             |             |             | 1           |             | 2                 | 1              | 4        |
| Rural        |              |             |             |             |             |             |             |             |             |             | 2                 | 1              | 3        |
| Tacoma       |              |             |             |             |             |             |             |             | 1           |             |                   |                | 1        |
| San Juan     |              |             |             |             |             |             |             |             |             |             |                   |                | 0        |
| Skagit       |              |             |             |             |             |             |             |             | 1           |             | 1                 | 1              | 3        |
| Skamania     |              |             |             |             |             |             |             |             |             |             |                   |                | 0        |
| Snohomish    |              |             |             |             |             |             |             | 1           |             |             | 1                 | 1              | 3        |
| Rural        |              |             |             |             |             |             |             | 1           |             |             | 1                 | 1              | 3        |
| Everett      |              |             |             |             |             |             |             |             |             |             |                   |                | 0        |
| Spokane      |              | 1           |             |             | 1           |             |             |             |             |             | 2                 |                | 4        |
| Rural        |              |             |             |             |             |             |             |             |             |             | 1                 |                | 1        |
| Spokane      |              | 1           |             |             |             |             |             |             |             |             | 1                 |                | 2        |
| Stevens      |              |             |             | 1           |             |             |             | 1           |             |             |                   |                | 2        |
| Thurston     |              |             | 1           |             |             |             |             |             |             |             |                   |                | 2        |
| Rural        |              |             | 1           |             |             |             |             |             |             |             |                   |                | 2        |
| Olympia      |              |             |             |             |             |             |             |             |             |             |                   |                | 0        |
| Wahkiakum    |              |             |             |             |             |             |             |             |             |             |                   |                | 0        |
| Walla Walla  |              |             | 1           |             |             |             |             | 1           |             |             |                   |                | 2        |
| Rural        |              |             |             |             |             |             |             | 1           |             |             |                   |                | 1        |
| Walla Walla  |              |             | 1           |             |             |             |             |             |             |             |                   |                | 1        |
| Whatcom      |              |             |             |             |             |             |             |             |             |             | 2                 | 1              | 3        |
| Rural        |              |             |             |             |             |             |             |             |             |             | 1                 | 1              | 2        |
| Bellingham   |              |             |             |             |             |             |             |             |             |             | 1                 |                | 1        |
| Whitman      |              |             |             |             |             |             |             |             |             |             |                   |                | 0        |
| Yakima       |              |             |             |             |             |             |             | 1           | 3           |             |                   |                | 4        |
| Rural        |              |             |             |             |             |             |             | 1           | 3           |             |                   |                | 3        |
| Yakima       |              |             |             |             |             |             |             |             |             |             |                   |                | 1        |
| URBAN TOTAL  |              | 1           | 1           |             | 1           | 1           |             | 2           | 3           | 1           | 3                 |                | 13       |
| RURAL TOTAL  |              | 1           | 2           | 1           | 2           | 2           | 2           | 3           | 6           | 4           | 9                 | 10             | 42       |
| GRAND TOTAL  |              | 2           | 3           | 1           | 3           | 3           | 2           | 5           | 9           | 5           | 12                | 10             | 55       |




TABLE XI

DEATHS FROM BRUCELLOSIS IN THE COUNTIES AND MAJOR CITIES OF THE STATE OF WASHINGTON, BY AGE GROUPS, ALLOCATED TO RESIDENCE OF DECEASED, 1945

| AREA        | Under<br>1 year | 1 - 4<br>years | 5 - 9<br>years | 10-14<br>years | 15-19<br>years | 20-24<br>years | 25-29<br>years | 30-34<br>years | 35-39<br>years | 40-44<br>years | 45 years<br>and over | Age not<br>stated | All<br>Ages |
|-------------|-----------------|----------------|----------------|----------------|----------------|----------------|----------------|----------------|----------------|----------------|----------------------|-------------------|-------------|
| Franklin    |                 |                |                |                |                |                |                |                |                |                | 1                    |                   | 1           |
| Pierce      |                 |                |                |                |                |                |                |                |                |                | 1                    |                   | 1           |
| Rural       |                 |                |                |                |                |                |                |                |                |                | 1                    |                   | 1           |
| Tacoma      |                 |                |                |                |                |                |                |                |                |                |                      |                   | 0           |
| Whatcom     |                 |                |                |                |                |                |                |                |                |                | 1                    |                   | 1           |
| Rural       |                 |                |                |                |                |                |                |                |                |                |                      |                   | 0           |
| Bellingham  |                 |                |                |                |                |                |                |                |                |                | 1                    |                   | 1           |
| Yakima      |                 |                |                |                |                |                |                |                | 1              |                |                      |                   | 1           |
| Rural       |                 |                |                |                |                |                |                |                | 1              |                |                      |                   | 1           |
| Yakima      |                 |                |                |                |                |                |                |                |                |                |                      |                   | 0           |
| URBAN TOTAL |                 |                |                |                |                |                |                |                |                |                | 1                    |                   | 1           |
| RURAL TOTAL |                 |                |                |                |                |                |                |                | 1              |                | 2                    |                   | 3           |
| GRAND TOTAL |                 |                |                |                |                |                |                |                | 1              |                | 3                    |                   | 4           |

In this table when no deaths occurred in a county that county is not listed.

WASHINGTON STATE DEPARTMENT OF HEALTH  
SECTION OF PUBLIC HEALTH STATISTICS  
August 31, 1946





TABL XII - CASES OF DIPHTHERIA REPORTED IN THE COUNTIES AND MAJOR CITIES OF THE STATE OF WASHINGTON, BY AGE GROUPS, BY DATE REPORT RECEIVED, 1945

| AREA         | Under 1 year | 1 - 4 years | 5 - 9 years | 10-14 years | 15-19 years | 20-24 years | 25-29 years | 30-34 years | 35-39 years | 40-44 years | 45 years and over | Age not stated | All Ages |
|--------------|--------------|-------------|-------------|-------------|-------------|-------------|-------------|-------------|-------------|-------------|-------------------|----------------|----------|
| Lincoln      |              |             |             |             |             |             |             |             |             |             |                   |                | 0        |
| Mason        |              | 1           | 2           |             |             | 1           |             | 1           |             |             |                   |                | 5        |
| Okanogan     | 1            | 1           |             | 2           |             | 1           |             | 1           |             |             |                   | 3              | 9        |
| Pacific      |              | 1           | 1           |             |             |             |             |             |             |             |                   |                | 2        |
| Pend Oreille |              |             |             |             |             |             |             |             |             |             |                   |                | 0        |
| Pierce       |              | 3           | 3           | 2           | 1           |             | 1           | 2           |             | 1           | 5                 | 3              | 21       |
| Rural        |              |             |             |             |             |             |             |             |             |             |                   |                | 8        |
| Tacoma       |              | 3           | 2           |             |             |             |             | 1           |             | 1           | 5                 | 1              | 13       |
| San Juan     |              |             |             |             |             |             |             |             |             |             |                   |                | 0        |
| Skagit       |              |             | 2           | 1           |             |             |             |             |             |             |                   |                | 3        |
| Skamania     |              |             |             |             |             |             |             |             |             |             |                   |                | 0        |
| Snohomish    |              |             | 2           |             | 4           |             |             | 1           |             |             |                   |                | 7        |
| Rural        |              |             | 2           |             | 3           |             |             |             |             |             |                   |                | 5        |
| Everett      |              |             |             |             | 1           |             |             | 1           |             |             |                   |                | 2        |
| Spokane      | 1            | 8           | 5           | 4           | 1           | 4           | 6           | 4           | 2           |             |                   | 5              | 40       |
| Rural        | 1            | 3           | 2           | 2           |             | 3           | 1           | 2           | 2           |             |                   |                | 16       |
| Spokane      |              | 5           | 3           | 2           | 1           | 1           | 5           | 2           |             |             |                   | 5              | 24       |
| Stevens      |              | 1           | 2           |             |             |             |             | 1           |             |             |                   |                | 4        |
| Thurston     |              |             |             |             |             |             |             |             |             |             |                   |                | 1        |
| Rural        |              |             |             |             |             |             |             |             | 1           | 1           |                   |                | 1        |
| Olympia      |              |             |             |             |             |             |             |             |             |             |                   |                | 0        |
| Wahkiakum    |              |             |             |             |             |             |             |             |             |             |                   |                | 0        |
| Walla Walla  |              | 1           |             |             | 1           |             |             |             | 1           | 1           |                   |                | 4        |
| Rural        |              |             |             |             |             |             |             |             |             |             |                   |                | 0        |
| Walla Walla  |              | 1           |             |             | 1           |             |             |             | 1           | 1           |                   |                | 4        |
| Whatcom      | 3            | 4           | 5           |             | 3           |             |             | 1           |             |             |                   | 8              | 24       |
| Rural        | 3            | 3           | 3           |             | 2           |             |             | 1           |             |             |                   |                | 12       |
| Bellingham   |              | 1           | 2           |             | 1           |             |             |             |             |             |                   |                | 0        |
| Whitman      |              |             |             |             |             |             |             |             |             |             |                   |                | 26       |
| Yakima       | 2            | 11          | 6           | 5           |             |             | 2           |             |             |             |                   |                | 14       |
| Rural        |              | 7           | 2           | 3           |             |             | 2           |             |             |             |                   |                | 12       |
| Yakima       | 2            | 4           | 4           | 2           |             |             |             |             |             |             |                   |                | 12       |
| URBAN TOTAL  | 3            | 20          | 12          | 10          | 8           | 7           | 13          | 7           | 3           | 6           | 19                | 18             | 126      |
| RURAL TOTAL  | 7            | 41          | 34          | 15          | 14          | 6           | 10          | 9           | 6           | 3           | 9                 | 7              | 161      |
| GRAND TOTAL  | 10           | 61          | 46          | 25          | 22          | 13          | 23          | 16          | 9           | 9           | 28                | 25             | 287      |

TABLE XIII

## DEATHS FROM DIPHTHERIA IN THE COUNTIES AND MAJOR CITIES OF THE STATE OF WASHINGTON, BY AGE GROUPS, ALLOCATED TO RESIDENCE OF DECEASED, 1945

| AREA         | Under 1 year | 1 - 4 years | 5 - 9 years | 10-14 years | 15-19 years | 20-24 years | 25-29 years | 30-34 years | 35-39 years | 40-44 years | 45 years and over | Age not stated | All Ages |
|--------------|--------------|-------------|-------------|-------------|-------------|-------------|-------------|-------------|-------------|-------------|-------------------|----------------|----------|
| Adams        |              | 1           |             |             |             |             |             |             |             |             |                   |                | 1        |
| Clark        |              | 2           |             |             |             |             |             |             |             |             |                   |                | 2        |
| Rural        |              | 2           |             |             |             |             |             |             |             |             |                   |                | 2        |
| Vancouver    |              |             |             |             |             |             |             |             |             | 1           |                   |                | 0        |
| Douglas      |              |             | 1           |             |             |             |             |             |             |             |                   |                | 1        |
| Grays Harbor |              |             | 1           |             |             |             |             |             |             |             |                   |                | 1        |
| Rural        |              |             |             |             |             |             |             |             |             |             |                   |                | 0        |
| Aberdeen     |              |             |             |             |             |             |             |             |             |             |                   |                | 0        |
| Hogiam       |              |             |             |             |             |             |             |             | 1           |             |                   |                | 1        |
| King         |              | 3           |             | 1           |             |             |             |             |             |             | 8                 |                | 13       |
| Rural        |              | 1           |             | 1           |             |             |             |             |             |             | 2                 |                | 4        |
| Seattle      |              | 2           |             |             |             |             |             |             | 1           |             | 6                 |                | 9        |
| Kitsap       |              | 1           |             |             |             |             |             |             |             | 1           |                   |                | 2        |
| Rural        |              |             |             |             |             |             |             |             |             | 1           |                   |                | 1        |
| Bremerton    |              | 1           |             |             |             |             |             |             |             |             |                   |                | 1        |
| Lewis        |              |             |             |             | 1           |             |             |             |             |             |                   |                | 1        |
| Pierce       |              | 1           |             |             |             |             |             |             |             |             | 2                 |                | 3        |
| Rural        |              |             |             |             |             |             |             |             |             |             | 1                 |                | 1        |
| Tacoma       |              | 1           |             |             |             |             |             |             |             |             | 1                 |                | 2        |
| Spokane      |              | 4           | 2           | 1           |             |             |             |             |             |             |                   |                | 7        |
| Rural        |              | 1           |             |             |             |             |             |             |             |             |                   |                | 1        |
| Spokane      |              | 3           | 2           | 1           |             |             |             |             |             |             |                   |                | 6        |
| Stevens      |              |             | 1           |             |             |             |             |             |             |             |                   |                | 1        |
| Whatcom      |              | 1           |             |             |             |             |             |             |             |             |                   |                | 1        |
| Rural        |              | 1           |             |             |             |             |             |             |             |             |                   |                | 1        |
| Bellingham   |              |             |             |             |             |             |             |             |             |             |                   |                | 0        |
| Whitman      |              |             |             |             |             |             |             |             |             |             | 1                 |                | 1        |
| Yakima       | 1            | 1           | 1           |             |             |             |             |             |             |             |                   |                | 3        |
| Rural        |              | 1           | 1           |             |             |             |             |             |             |             |                   |                | 2        |
| Yakima       | 1            |             |             |             |             |             |             |             |             |             |                   |                | 1        |
| URBAN TOTAL  | 1            | 7           | 2           | 1           |             |             |             |             | 1           |             | 7                 |                | 19       |
| RURAL TOTAL  | 1            | 7           | 3           | 1           | 1           |             |             |             |             | 2           | 4                 |                | 18       |
| GRAND TOTAL  | 1            | 14          | 5           | 2           | 1           |             |             |             | 1           | 2           | 11                |                | 37       |

In this table when no deaths occurred in a county that county is not listed.






TABLE XIV - CASES OF POLIOMYELITIS REPORTED IN THE COUNTIES AND MAJOR CITIES OF THE STATE OF WASHINGTON, BY AGE GROUPS, BY DATE REPORT RECEIVED, 1945

| AREA         | Under 1 year | 1 - 4 years | 5 - 9 years | 10-14 years | 15-19 years | 20-24 years | 25-29 years | 30-34 years | 35-39 years | 40-44 years | 45 years and over | Age not stated | All Ages |
|--------------|--------------|-------------|-------------|-------------|-------------|-------------|-------------|-------------|-------------|-------------|-------------------|----------------|----------|
| Lincoln      |              | 1           |             |             |             |             |             |             |             |             |                   |                | 1        |
| Mason        |              |             |             |             |             |             |             |             |             |             |                   |                | 0        |
| Okanogan     |              |             |             |             |             |             |             |             |             |             |                   |                | 0        |
| Pacific      |              |             |             |             | 1           |             |             |             |             |             |                   |                | 1        |
| Pend Oreille |              |             |             |             |             |             |             |             |             |             |                   |                | 0        |
| Pierce       |              | 6           | 3           | 5           | 3           | 2           | 1           | 1           |             |             |                   |                | 21       |
| Rural        |              | 1           |             | 2           |             | 1           | 1           |             |             |             |                   |                | 5        |
| Tacoma       |              | 5           | 3           | 3           | 3           | 1           |             | 1           |             |             |                   |                | 16       |
| San Juan     |              |             |             |             |             |             |             |             |             |             |                   |                | 0        |
| Skagit       | 1            | 3           | 15          | 9           | 2           | 3           | 2           | 2           | 3           | 1           |                   |                | 41       |
| Skamania     |              |             |             |             |             |             |             |             |             |             |                   |                | 1        |
| Skonomish    |              | 1           | 5           | 2           |             | 1           | 4           |             |             |             |                   |                | 13       |
| Rural        |              | 1           | 2           | 2           |             | 1           | 2           |             |             |             |                   |                | 5        |
| Everett      |              |             | 3           | 2           |             | 1           | 2           |             |             |             |                   |                | 8        |
| Spokane      |              | 2           | 1           | 1           |             |             | 1           |             |             |             |                   | 1              | 6        |
| Rural        |              |             |             |             |             |             |             |             |             |             |                   | 1              | 1        |
| Spokane      |              | 2           | 1           | 1           |             |             | 1           |             |             |             |                   |                | 5        |
| Stevens      |              |             |             |             |             |             |             |             |             |             |                   |                | 0        |
| Thurston     |              | 2           |             |             |             |             |             |             |             |             |                   |                | 2        |
| Rural        |              |             |             |             |             |             |             |             |             |             |                   |                | 0        |
| Olympia      |              | 2           |             |             |             |             |             |             |             |             |                   |                | 2        |
| Wahkiakum    |              |             |             |             |             |             |             |             |             |             |                   |                | 0        |
| Walla Walla  |              |             |             |             |             |             |             |             |             |             |                   |                | 0        |
| Rural        |              |             |             |             |             |             |             |             |             |             |                   |                | 0        |
| Walla Walla  |              |             |             |             |             |             |             |             |             |             |                   |                | 0        |
| Whatcom      | 1            | 17          | 17          | 9           | 7           | 5           | 2           | 1           | 4           | 1           | 1                 | 11             | 76       |
| Rural        |              | 8           | 8           | 4           |             | 2           | 1           | 1           | 1           |             |                   | 1              | 27       |
| Bellingham   | 1            | 9           | 9           | 5           | 7           | 3           | 1           |             | 3           | 1           |                   | 10             | 49       |
| Whitman      |              |             |             |             |             |             |             |             |             |             |                   |                | 0        |
| Yakima       |              | 13          | 11          | 11          | 8           | 2           | 3           |             |             |             |                   |                | 50       |
| Rural        |              | 10          | 4           | 5           | 4           | 1           | 1           |             |             |             |                   |                | 25       |
| Yakima       |              | 3           | 7           | 6           | 4           | 1           | 2           |             |             | 2           |                   |                | 25       |
| URBAN TOTAL  | 1            | 31          | 39          | 27          | 17          | 10          | 8           | 5           | 4           | 4           | 0                 | 14             | 160      |
| RURAL TOTAL  | 1            | 37          | 38          | 34          | 16          | 12          | 13          | 4           | 5           | 1           | 2                 | 3              | 166      |
| GRAND TOTAL  | 2            | 68          | 77          | 61          | 33          | 22          | 21          | 9           | 9           | 5           | 2                 | 17             | 326      |



TABLE XV - DEATHS FROM POLIOMYELITIS IN THE COUNTIES AND MAJOR CITIES OF THE STATE OF WASHINGTON, BY AGE GROUPS, ALLOCATED TO RESIDENCE OF DECEASED, 1945

| AREA         | Under 1 year | 1 - 4 years | 5 - 9 years | 10-14 years | 15-19 years | 20-24 years | 25-29 years | 30-34 years | 35-39 years | 40-44 years | 45 years and over | Age not stated | All Ages |
|--------------|--------------|-------------|-------------|-------------|-------------|-------------|-------------|-------------|-------------|-------------|-------------------|----------------|----------|
| Clallam      |              |             |             |             |             |             | 1           |             |             |             |                   |                | 1        |
| Rural        |              |             |             |             |             |             | 1           |             |             |             |                   |                | 1        |
| Fort Angeles |              |             |             |             |             |             |             |             |             |             |                   |                | 0        |
| King         |              |             | 1           | 1           | 1           | 1           |             | 2           |             |             |                   |                | 6        |
| Rural        |              |             |             | 1           |             |             |             | 1           |             |             |                   |                | 2        |
| Seattle      |              |             | 1           | 1           | 1           | 1           |             | 1           |             |             |                   |                | 4        |
| Kitsap       |              | 1           |             | 1           |             |             |             |             |             |             |                   |                | 2        |
| Rural        |              | 1           |             | 1           |             |             |             |             |             |             |                   |                | 2        |
| Bremerton    |              |             |             |             |             |             |             |             |             |             |                   |                | 0        |
| Pierce       |              | 1           | 1           |             |             |             |             |             |             |             |                   |                | 2        |
| Rural        |              |             |             |             |             |             |             |             |             |             |                   |                | 0        |
| Tacoma       |              | 1           | 1           |             |             |             |             |             |             |             |                   |                | 2        |
| Skagit       |              |             |             | 2           |             | 1           | 1           | 1           |             |             |                   |                | 5        |
| Snohomish    |              |             |             |             |             |             | 1           |             |             |             |                   |                | 1        |
| Rural        |              |             |             |             |             |             | 1           |             |             |             |                   |                | 0        |
| Everett      |              |             |             |             |             |             |             |             |             |             |                   |                | 1        |
| Spokane      |              | 1           |             |             |             |             |             |             |             |             |                   |                | 1        |
| Rural        |              |             |             |             |             |             |             |             |             |             |                   |                | 0        |
| Spokane      |              | 1           |             |             |             |             |             |             |             |             |                   |                | 1        |
| Whatcom      |              | 1           | 1           |             |             |             |             |             | 1           | 1           |                   |                | 4        |
| Rural        |              |             |             |             |             |             |             |             | 1           | 1           |                   |                | 3        |
| Bellingham   |              | 1           |             |             |             |             |             |             |             |             |                   |                | 1        |
| Yakima       |              |             |             |             |             |             | 1           |             |             |             |                   |                | 1        |
| Rural        |              |             |             |             |             |             | 1           |             |             |             |                   |                | 1        |
| Yakima       |              |             |             |             |             |             |             |             |             |             |                   |                | 0        |
| URBAN TOTAL  |              | 3           | 2           |             | 1           | 1           | 1           | 1           |             |             |                   |                | 9        |
| RURAL TOTAL  |              | 1           | 1           | 4           | 1           | 1           | 3           | 2           | 1           | 1           |                   |                | 14       |
| GRAND TOTAL  |              | 4           | 3           | 4           | 1           | 2           | 4           | 3           | 1           | 1           |                   |                | 23       |

In this table when no deaths occurred in a county that county is not listed.




TABLE XVI - CASES OF RHEUMATIC FEVER REPORTED IN THE COUNTIES AND MAJOR CITIES OF THE STATE OF WASHINGTON, BY AGE GROUPS, BY DATE REPORT RECEIVED, 1945

| AREA         | Under 1 year | 1 - 4 years | 5 - 9 years | 10-14 years | 15-19 years | 20-24 years | 25-29 years | 30-34 years | 35-39 years | 40-44 years | 45 years and over | Age not stated | All Ages |
|--------------|--------------|-------------|-------------|-------------|-------------|-------------|-------------|-------------|-------------|-------------|-------------------|----------------|----------|
| Adams        |              |             |             |             |             |             |             |             |             |             |                   |                | 0        |
| Asotin       |              |             |             | 1           |             |             |             |             |             |             |                   |                | 1        |
| Benton       |              |             |             |             |             |             |             |             |             |             | 1                 |                | 3        |
| Chelan       |              |             |             |             |             |             |             |             |             |             |                   | 2              | 0        |
| Rural        |              |             |             |             |             |             |             |             |             |             |                   |                | 0        |
| Wenatchee    |              |             |             |             |             |             |             |             |             |             |                   |                | 0        |
| Clallam      |              |             |             |             |             |             |             |             |             |             | 1                 |                | 1        |
| Rural        |              |             |             |             |             |             |             |             |             |             | 1                 |                | 1        |
| Port Angeles |              |             |             |             |             |             |             |             |             |             |                   |                | 0        |
| Clark        |              | 2           | 3           | 6           |             |             |             |             | 1           | 3           | 7                 |                | 22       |
| Rural        |              | 2           | 2           | 5           |             |             |             |             | 1           | 3           | 3                 |                | 16       |
| Vancouver    |              |             | 1           | 1           |             |             |             |             |             |             | 4                 |                | 6        |
| Columbia     |              |             |             |             | 1           |             |             |             |             |             | 1                 |                | 2        |
| Cowlitz      |              |             | 3           |             |             |             |             |             |             |             |                   |                | 3        |
| Rural        |              |             | 2           |             |             |             |             |             |             |             |                   |                | 2        |
| Longview     |              |             | 1           |             |             |             |             |             |             |             |                   |                | 1        |
| Douglas      |              |             |             |             |             |             |             |             |             |             | 1                 |                | 1        |
| Ferry        |              |             |             |             |             |             |             |             |             |             | 1                 |                | 1        |
| Franklin     |              |             |             |             |             |             |             |             |             |             |                   |                | 0        |
| Garfield     |              |             | 1           |             |             |             |             |             |             |             |                   |                | 1        |
| Grant        |              |             | 1           | 2           |             |             |             |             |             |             |                   |                | 3        |
| Grays Harbor |              |             |             |             |             | 1           |             |             |             | 1           |                   |                | 2        |
| Rural        |              |             |             |             |             |             |             |             |             |             |                   |                | 0        |
| Aberdeen     |              |             |             |             |             | 1           |             |             |             |             |                   |                | 2        |
| Hoquiam      |              |             |             |             |             |             |             |             |             |             |                   |                | 0        |
| Island       |              |             |             |             |             |             |             |             |             |             |                   |                | 0        |
| Jefferson    |              | 1           |             |             |             |             |             |             |             |             |                   |                | 2        |
| King         | 2            | 13          | 12          | 12          | 5           | 5           | 5           | 10          | 4           | 2           | 20                | 1              | 86       |
| Rural        | 1            | 7           | 9           | 10          | 1           | 1           | 1           | 5           |             |             | 1                 |                | 35       |
| Seattle      | 1            | 6           | 3           | 2           | 4           | 4           | 4           | 5           | 4           | 2           | 19                | 1              | 51       |
| Kitsap       |              |             | 1           | 4           | 1           |             |             | 2           |             |             | 4                 |                | 12       |
| Rural        |              |             |             | 3           |             |             |             |             |             |             | 2                 |                | 5        |
| Bremerton    |              |             | 1           | 1           | 1           |             |             | 2           |             |             | 2                 |                | 7        |
| Kittitas     |              |             |             |             |             |             |             |             |             |             |                   |                | 1        |
| Klickitat    |              |             |             |             |             |             |             |             |             |             |                   | 1              | 1        |
| Lewis        |              | 1           | 1           | 1           |             | 1           |             | 1           |             |             |                   |                | 4        |

TABLE XVI -- CASES OF RHEUMATIC FEVER REPORTED IN THE COUNTIES AND MAJOR CITIES OF THE STATE OF WASHINGTON, BY AGE GROUPS, BY DATE REPORT RECEIVED, 1945

| AREA         | Under 1 year | 1 - 4 years | 5 - 9 years | 10-14 years | 15-19 years | 20-24 years | 25-29 years | 30-34 years | 35-39 years | 40-44 years | 45 years and over | Age not stated | All Ages |
|--------------|--------------|-------------|-------------|-------------|-------------|-------------|-------------|-------------|-------------|-------------|-------------------|----------------|----------|
| Lincoln      |              |             |             | 1           |             |             |             |             |             |             |                   |                | 1        |
| Mason        |              |             |             |             |             |             |             |             |             |             |                   |                | 0        |
| Okanogan     |              |             | 1           |             |             |             |             |             |             |             |                   |                | 1        |
| Pacific      |              |             |             |             | 1           |             |             |             |             |             | 1                 |                | 2        |
| Pend Oreille |              | 1           |             |             |             |             |             |             |             |             |                   |                | 1        |
| Pierce       |              |             | 4           | 1           | 1           | 2           | 1           | 4           |             | 2           | 16                | 1              | 31       |
| Rural        |              |             | 4           | 1           | 1           | 2           | 1           | 4           |             | 2           | 6                 | 1              | 18       |
| Tacoma       |              |             |             |             |             |             |             |             |             |             | 10                | 1              | 13       |
| San Juan     |              |             |             |             |             |             |             |             |             |             |                   |                | 0        |
| Skagit       |              |             |             |             |             |             |             |             |             |             |                   |                | 0        |
| Skamania     |              | 1           |             |             |             |             |             |             |             |             |                   |                | 1        |
| Snohomish    |              |             | 1           | 1           |             | 1           | 2           |             | 1           |             | 2                 |                | 8        |
| Rural        |              |             | 1           | 1           |             |             |             |             |             |             |                   |                | 2        |
| Everett      |              |             |             |             | 1           | 1           | 2           |             | 1           |             | 2                 |                | 6        |
| Spokane      |              | 3           | 11          | 7           | 8           | 1           | 1           | 1           | 1           | 1           | 10                | 1              | 45       |
| Rural        |              | 1           | 7           | 2           | 3           |             |             |             |             |             | 1                 |                | 14       |
| Spokane      |              | 2           | 4           | 5           | 5           | 1           | 1           | 1           | 1           | 1           | 9                 | 1              | 31       |
| Stevens      |              |             |             |             |             |             | 1           | 1           | 1           | 1           | 3                 |                | 1        |
| Thurston     |              |             | 1           |             | 1           |             |             |             |             |             |                   |                | 8        |
| Rural        |              |             |             |             | 1           |             |             |             |             |             |                   |                | 1        |
| Olympia      |              |             | 1           |             |             |             |             | 1           |             | 1           | 3                 |                | 7        |
| Wahkiakum    |              |             |             |             |             |             |             |             |             |             |                   |                | 0        |
| Walla Walla  |              |             |             |             |             |             |             | 1           |             | 1           |                   |                | 2        |
| Rural        |              |             |             |             |             |             |             |             |             | 1           |                   |                | 1        |
| Walla Walla  |              |             |             |             |             |             |             | 1           |             |             |                   |                | 1        |
| Whatcom      |              |             |             |             |             |             |             |             |             |             | 2                 |                | 2        |
| Rural        |              |             |             |             |             |             |             |             |             |             |                   |                | 0        |
| Bellingham   |              |             |             |             |             |             |             |             |             |             | 2                 |                | 2        |
| Whitman      |              |             |             |             |             |             |             |             |             |             |                   |                | 0        |
| Yakima       |              |             | 1           |             | 2           |             |             | 2           |             | 2           | 5                 |                | 12       |
| Rural        |              |             | 1           |             | 1           |             |             | 1           |             | 2           | 2                 |                | 5        |
| Yakima       |              |             |             |             | 1           |             |             | 1           |             | 2           | 3                 |                | 7        |
| URBAN TOTAL  |              | 3           | 14          | 10          | 9           | 7           | 8           | 12          | 6           | 8           | 54                | 3              | 134      |
| RURAL TOTAL  |              | 7           | 28          | 27          | 16          | 5           | 2           | 11          | 2           | 4           | 21                | 3              | 126      |
| GRAND TOTAL  | 0            | 10          | 42          | 37          | 25          | 12          | 10          | 23          | 8           | 12          | 75                | 6              | 260      |

TABLE XVII - DEATHS FROM ACUTE RHEUMATIC FEVER IN THE COUNTIES AND MAJOR CITIES OF THE STATE OF WASHINGTON, BY AGE GROUPS, ALLOCATED TO RESIDENCE OF DECEASED, 1945

| AREA         | Under 1 year | 1 - 4 years | 5 - 9 years | 10-14 years | 15-19 years | 20-24 years | 25-29 years | 30-34 years | 35-39 years | 40-44 years | 45 years and over | Age not stated | All Ages |
|--------------|--------------|-------------|-------------|-------------|-------------|-------------|-------------|-------------|-------------|-------------|-------------------|----------------|----------|
| Clallam      |              |             |             |             |             |             |             |             | 1           |             |                   |                | 1        |
| Rural        |              |             |             |             |             |             |             |             | 1           |             |                   |                | 1        |
| Port Angeles |              |             |             |             |             |             |             |             |             |             |                   |                | 0        |
| Clark        |              |             |             | 1           |             |             |             |             |             |             |                   |                | 1        |
| Rural        |              |             |             | 1           |             |             |             |             |             |             |                   |                | 0        |
| Vancouver    |              |             |             | 1           |             |             |             |             |             |             |                   |                | 1        |
| King         |              |             |             | 1           |             | 2           |             |             | 1           |             | 2                 |                | 6        |
| Rural        |              |             |             | 1           |             |             |             |             |             |             |                   |                | 1        |
| Seattle      |              |             |             |             |             | 2           |             |             | 1           |             | 2                 |                | 5        |
| Kitsap       |              |             |             |             |             |             |             |             |             |             | 1                 |                | 1        |
| Rural        |              |             |             |             |             |             |             |             |             |             | 1                 |                | 1        |
| Bremerton    |              |             |             |             |             |             |             |             |             |             |                   |                | 0        |
| Lewis        |              |             |             |             |             | 1           |             |             |             |             |                   |                | 1        |
| Mason        |              |             |             |             |             |             |             |             |             |             | 1                 |                | 1        |
| Pacific      |              |             |             |             |             |             |             |             |             |             | 1                 |                | 1        |
| Pend Oreille |              | 1           |             |             |             |             |             |             |             |             | 1                 |                | 1        |
| Snohomish    |              |             |             |             |             |             |             |             |             |             | 1                 |                | 1        |
| Rural        |              |             |             |             |             |             |             |             |             |             | 1                 |                | 1        |
| Everett      |              |             |             |             |             |             |             |             |             |             |                   |                | 0        |
| Spokane      |              |             |             |             |             | 1           |             |             |             |             | 3                 |                | 4        |
| Rural        |              |             |             |             |             | 1           |             |             |             |             | 1                 |                | 2        |
| Spokane      |              |             |             |             |             |             |             |             |             |             | 2                 |                | 2        |
| Yakima       |              |             |             |             |             |             |             | 1           |             |             |                   |                | 1        |
| Rural        |              |             |             |             |             |             |             | 1           |             |             |                   |                | 1        |
| Yakima       |              |             |             |             |             |             |             |             |             |             |                   |                | 0        |
| URBAN TOTAL  |              |             |             | 1           |             | 2           |             |             | 1           |             | 4                 |                | 8        |
| RURAL TOTAL  |              | 1           |             | 1           |             | 2           |             | 1           | 1           |             | 5                 |                | 11       |
| GRAND TOTAL  |              | 1           |             | 2           |             | 4           |             | 1           | 2           |             | 9                 |                | 19       |

In this table when no deaths occurred in a county that county is not listed.





TABLE XVIII - CASES OF TYPHOID AND PARATYPHOID FEVER REPORTED IN THE COUNTIES AND MAJOR CITIES OF THE STATE OF WASHINGTON, BY AGE GROUPS, BY DATE REPORT RECEIVED, 1945

| AREA         | Under 1 year | 1 - 4 years | 5 - 9 years | 10-14 years | 15-19 years | 20-24 years | 25-29 years | 30-34 years | 35-39 years | 40-44 years | 45 years and over | Age not stated | All Ages |
|--------------|--------------|-------------|-------------|-------------|-------------|-------------|-------------|-------------|-------------|-------------|-------------------|----------------|----------|
| Lincoln      |              |             |             |             |             |             |             |             |             |             |                   |                | 0        |
| Mason        |              |             |             |             |             |             |             |             |             |             |                   |                | 0        |
| Okanogan     |              |             |             |             |             |             |             |             |             |             |                   |                | 0        |
| Pacific      |              |             | 1           |             |             |             |             |             |             |             |                   |                | 1        |
| Pend Oreille |              |             |             |             |             |             |             |             |             |             |                   |                | 0        |
| Pierce       | 1            |             |             |             | 1           |             |             |             | 1           |             |                   |                | 3        |
| Rural        |              |             |             |             |             |             |             |             | 1           |             |                   |                | 1        |
| Tacoma       | 1            |             |             |             | 1           |             |             |             |             |             |                   |                | 2        |
| San Juan     |              |             |             |             |             |             |             |             |             |             |                   |                | 0        |
| Skagit       |              |             |             |             | 1           |             |             |             |             |             |                   | 2              | 3        |
| Skamania     |              |             |             |             |             |             |             |             |             |             |                   |                | 0        |
| Snohomish    |              |             |             |             |             |             |             |             |             |             |                   |                | 0        |
| Rural        |              |             |             |             |             |             |             |             |             |             |                   |                | 0        |
| Everett      |              |             |             |             |             |             |             |             |             |             |                   |                | 0        |
| Spokane      |              |             |             |             |             |             |             | 1           | 1           |             |                   |                | 2        |
| Rural        |              |             |             |             |             |             |             | 1           | 1           |             |                   |                | 1        |
| Spokane      |              |             |             |             |             |             |             |             |             |             |                   |                | 1        |
| Stevens      |              | 1           |             |             | 1           |             |             |             |             |             |                   |                | 2        |
| Thurston     |              |             |             |             |             |             |             |             |             |             |                   |                | 0        |
| Rural        |              |             |             |             |             |             |             |             |             |             |                   |                | 0        |
| Olympia      |              |             |             |             |             |             |             |             |             |             |                   |                | 0        |
| Wahkiakum    |              |             |             |             |             |             |             |             |             |             |                   |                | 0        |
| Walla Walla  |              |             |             |             |             |             |             |             |             |             |                   |                | 0        |
| Rural        |              |             |             |             |             |             |             |             |             |             |                   |                | 0        |
| Walla Walla  |              |             |             |             |             |             |             |             |             |             |                   |                | 0        |
| Whatecom     |              |             |             |             |             |             |             |             | 2           |             | 1                 |                | 3        |
| Rural        |              |             |             |             |             |             |             |             |             |             |                   |                | 0        |
| Bellingham   |              |             |             |             |             |             |             |             | 2           |             | 1                 |                | 3        |
| Whitman      |              |             |             |             |             |             |             |             |             |             |                   |                | 0        |
| Yakima       |              | 1           | 3           |             |             |             |             |             | 2           |             |                   |                | 6        |
| Rural        |              |             | 2           |             |             |             |             |             |             |             |                   |                | 2        |
| Yakima       |              | 1           | 1           |             |             |             |             |             | 2           |             |                   |                | 4        |
| URBAN TOTAL  | 1            | 1           | 2           | 1           | 1           | 1           | 1           | 2           | 6           | 1           | 2                 |                | 16       |
| RURAL TOTAL  | 1            | 1           | 6           | 1           | 2           | 1           | 1           | 2           | 3           | 1           | 1                 | 6              | 25       |
| GRAND TOTAL  | 1            | 2           | 8           | 2           | 2           | 2           | 1           | 4           | 9           | 1           | 3                 | 6              | 41       |



TABLE XIX

## DEATHS FROM TYPHOID AND PARATYPHOID FEVER IN THE COUNTIES AND MAJOR CITIES OF THE STATE OF WASHINGTON, BY AGE GROUPS, ALLOCATED TO RESIDENCE OF DECEASED, 1945

| AREA        | Under 1 year | 1 - 4 years | 5 - 9 years | 10-14 years | 15-19 years | 20-24 years | 25-29 years | 30-34 years | 35-39 years | 40-44 years | 45 years and over | Age not stated | All Ages |
|-------------|--------------|-------------|-------------|-------------|-------------|-------------|-------------|-------------|-------------|-------------|-------------------|----------------|----------|
| Douglas     | 1            |             |             |             |             |             |             |             |             |             |                   |                | 1        |
| King        |              |             |             |             |             |             | 1           |             |             |             |                   |                | 1        |
| Rural       |              |             |             |             |             |             |             |             |             |             |                   |                | 0        |
| Seattle     |              |             |             |             |             |             | 1           |             |             |             |                   |                | 1        |
| Whatcom     |              |             |             |             |             |             |             |             | 1           |             |                   |                | 1        |
| Rural       |              |             |             |             |             |             |             |             |             |             |                   |                | 0        |
| Bellingham  |              |             |             |             |             |             |             |             | 1           |             |                   |                | 1        |
| URBAN TOTAL |              |             |             |             |             |             | 1           |             | 1           |             |                   |                | 2        |
| RURAL TOTAL | 1            |             |             |             |             |             |             |             |             |             |                   |                | 1        |
| GRAND TOTAL | 1            |             |             |             |             |             | 1           |             | 1           |             |                   |                | 3        |

In this table when no deaths occurred in a county that county is not listed.




TABLE XX - CASES OF PULMONARY TUBERCULOSIS, BY STAGE, AND NON-PULMONARY TUBERCULOSIS REPORTED IN THE COUNTIES AND MAJOR CITIES OF THE STATE OF WASHINGTON, 1945

| ARFA         | PULMONARY |                     |              |               |                  |                        | UNKNOWN |               |                |                          |
|--------------|-----------|---------------------|--------------|---------------|------------------|------------------------|---------|---------------|----------------|--------------------------|
|              | Minimal   | Moderately Advanced | Far Advanced | Stage Unknown | Stage Not Stated | Pleurisy With Effusion | Total   | NON-PULMONARY | AND NOT STATED | TUBERCULOSIS (ALL FORMS) |
| Adams        | 0         | 0                   | 0            | 0             | 0                | 0                      | 0       | 0             | 0              | 0                        |
| Asotin       | 0         | 0                   | 0            | 0             | 1                | 0                      | 1       | 1             | 0              | 2                        |
| Benton       | 6         | 3                   | 4            | 0             | 2                | 0                      | 15      | 0             | 0              | 15                       |
| Chelan       | 4         | 5                   | 6            | 0             | 1                | 0                      | 16      | 2             | 1              | 19                       |
| Rural        | 0         | 4                   | 1            | 0             | 0                | 0                      | 5       | 1             | 1              | 7                        |
| Wenatchee    | 4         | 1                   | 5            | 0             | 1                | 0                      | 11      | 1             | 0              | 12                       |
| Clallam      | 16        | 6                   | 2            | 0             | 2                | 0                      | 26      | 6             | 0              | 32                       |
| Rural        | 6         | 1                   | 0            | 0             | 0                | 0                      | 7       | 3             | 0              | 10                       |
| Port Angeles | 10        | 5                   | 2            | 0             | 2                | 0                      | 19      | 3             | 0              | 22                       |
| Clark        | 51        | 35                  | 20           | 1             | 9                | 11                     | 127     | 9             | 3              | 139                      |
| Rural        | 40        | 23                  | 14           | 1             | 8                | 10                     | 96      | 6             | 2              | 104                      |
| Vancouver    | 11        | 12                  | 6            | 0             | 1                | 1                      | 31      | 3             | 1              | 35                       |
| Columbia     | 0         | 0                   | 0            | 0             | 1                | 0                      | 1       | 0             | 0              | 1                        |
| Cowlitz      | 15        | 5                   | 6            | 1             | 5                | 2                      | 34      | 1             | 2              | 37                       |
| Rural        | 11        | 3                   | 4            | 0             | 3                | 0                      | 21      | 0             | 1              | 22                       |
| Longview     | 4         | 2                   | 2            | 1             | 2                | 2                      | 13      | 1             | 1              | 15                       |
| Douglas      | 0         | 1                   | 1            | 0             | 0                | 0                      | 2       | 0             | 0              | 2                        |
| Ferry        | 0         | 0                   | 1            | 0             | 0                | 0                      | 1       | 0             | 0              | 1                        |
| Franklin     | 0         | 0                   | 0            | 0             | 0                | 0                      | 0       | 0             | 0              | 0                        |
| Garfield     | 0         | 0                   | 0            | 0             | 0                | 0                      | 0       | 0             | 0              | 0                        |
| Grant        | 2         | 1                   | 0            | 0             | 0                | 0                      | 3       | 0             | 1              | 4                        |
| Grays Harbor | 10        | 16                  | 15           | 0             | 3                | 0                      | 44      | 3             | 1              | 48                       |
| Rural        | 4         | 9                   | 5            | 0             | 1                | 0                      | 19      | 0             | 1              | 20                       |
| Aberdeen     | 5         | 4                   | 8            | 0             | 2                | 0                      | 19      | 1             | 0              | 20                       |
| Hoquiam      | 1         | 3                   | 2            | 0             | 0                | 0                      | 6       | 2             | 0              | 8                        |
| Island       | 0         | 2                   | 1            | 0             | 0                | 0                      | 3       | 0             | 0              | 3                        |
| Jefferson    | 2         | 3                   | 1            | 0             | 1                | 0                      | 7       | 0             | 1              | 8                        |
| King         | 131       | 188                 | 157          | 37            | 97               | 15                     | 625     | 66            | 15             | 706                      |
| Rural        | 23        | 34                  | 16           | 7             | 18               | 1                      | 99      | 12            | 2              | 113                      |
| Seattle      | 108       | 154                 | 141          | 30            | 79               | 14                     | 526     | 54            | 13             | 593                      |
| Kitsap       | 104       | 52                  | 24           | 0             | 17               | 0                      | 197     | 5             | 3              | 205                      |
| Rural        | 38        | 30                  | 8            | 0             | 7                | 0                      | 83      | 3             | 2              | 88                       |
| Bremerton    | 66        | 22                  | 16           | 0             | 10               | 0                      | 114     | 2             | 1              | 117                      |

TABLE XX -- CASES OF PULMONARY TUBERCULOSIS, BY STAGE, AND NON-PULMONARY TUBERCULOSIS REPORTED  
IN THE COUNTIES AND MAJOR CITIES OF THE STATE OF WASHINGTON, 1945

| AREA         | Minimal | Moderately Advanced | Far Advanced | Stage Unknown | Stage Not Stated | Pléurisy With Effusion | Total | NON-PULMONARY | UNKNOWN AND NOT STATED | TUBERCULOSIS (ALL FORMS) |
|--------------|---------|---------------------|--------------|---------------|------------------|------------------------|-------|---------------|------------------------|--------------------------|
| Kittitas     | 1       | 0                   | 3            | 0             | 3                | 1                      | 8     | 2             | 0                      | 10                       |
| Klickitat    | 2       | 0                   | 1            | 0             | 0                | 0                      | 3     | 0             | 0                      | 3                        |
| Lewis        | 1       | 6                   | 9            | 0             | 1                | 0                      | 17    | 0             | 0                      | 17                       |
| Lincoln      | 0       | 1                   | 0            | 0             | 0                | 0                      | 1     | 0             | 0                      | 1                        |
| Mason        | 2       | 4                   | 2            | 0             | 0                | 0                      | 8     | 0             | 0                      | 8                        |
| Okanogan     | 2       | 3                   | 2            | 0             | 2                | 0                      | 9     | 2             | 2                      | 13                       |
| Pacific      | 0       | 5                   | 2            | 0             | 2                | 0                      | 9     | 1             | 0                      | 10                       |
| Pend Oreille | 0       | 1                   | 0            | 0             | 1                | 0                      | 2     | 2             | 0                      | 4                        |
| Pierce       | 61      | 63                  | 40           | 0             | 33               | 1                      | 198   | 5             | 51                     | 254                      |
| Rural        | 24      | 31                  | 16           | 0             | 21               | 0                      | 92    | 0             | 2                      | 94                       |
| Tacoma       | 37      | 32                  | 24           | 0             | 12               | 1                      | 106   | 5             | 49                     | 160                      |
| San Juan     | 0       | 0                   | 0            | 0             | 0                | 0                      | 0     | 0             | 0                      | 0                        |
| Skagit       | 20      | 22                  | 4            | 1             | 3                | 1                      | 51    | 4             | 0                      | 55                       |
| Skamania     | 0       | 1                   | 0            | 0             | 1                | 0                      | 2     | 0             | 0                      | 2                        |
| Snohomish    | 17      | 17                  | 11           | 0             | 7                | 1                      | 53    | 3             | 3                      | 59                       |
| Rural        | 14      | 9                   | 8            | 0             | 5                | 1                      | 37    | 2             | 3                      | 42                       |
| Everett      | 3       | 8                   | 3            | 0             | 2                | 0                      | 16    | 1             | 0                      | 17                       |
| Spokane      | 18      | 20                  | 21           | 0             | 244              | 2                      | 305   | 11            | 20                     | 336                      |
| Rural        | 6       | 6                   | 5            | 0             | 81               | 2                      | 100   | 2             | 8                      | 110                      |
| Spokane      | 12      | 14                  | 16           | 0             | 163              | 0                      | 205   | 9             | 12                     | 226                      |
| Stevens      | 0       | 2                   | 0            | 0             | 1                | 0                      | 3     | 1             | 2                      | 6                        |
| Thurston     | 15      | 9                   | 4            | 0             | 1                | 1                      | 30    | 3             | 0                      | 33                       |
| Rural        | 7       | 8                   | 3            | 0             | 0                | 1                      | 19    | 3             | 0                      | 22                       |
| Olympia      | 8       | 1                   | 1            | 0             | 1                | 0                      | 11    | 0             | 0                      | 11                       |
| Wahkiakum    | 0       | 0                   | 0            | 0             | 0                | 0                      | 0     | 0             | 3                      | 3                        |
| Walla Walla  | 6       | 9                   | 4            | 0             | 1                | 0                      | 20    | 1             | 0                      | 21                       |
| Rural        | 3       | 2                   | 0            | 0             | 0                | 0                      | 5     | 0             | 0                      | 5                        |
| Walla Walla  | 3       | 7                   | 4            | 0             | 1                | 0                      | 15    | 1             | 0                      | 16                       |
| Whatcom      | 27      | 19                  | 12           | 0             | 1                | 9                      | 68    | 3             | 3                      | 74                       |
| Rural        | 15      | 5                   | 5            | 0             | 0                | 2                      | 27    | 2             | 1                      | 30                       |
| Bellingham   | 12      | 14                  | 7            | 0             | 1                | 7                      | 41    | 1             | 2                      | 44                       |
| Whitman      | 2       | 2                   | 2            | 0             | 2                | 0                      | 8     | 0             | 2                      | 10                       |

TABLE XX - CASES OF PULMONARY TUBERCULOSIS, BY STAGE, AND NON-PULMONARY TUBERCULOSIS REPORTED  
IN THE COUNTIES AND MAJOR CITIES OF THE STATE OF WASHINGTON, 1945

| AREA          | PULMONARY |                        |                 |                  |                     |                           |       |                   |                              |      | TUBERCULOSIS<br>(ALL FORMS) |
|---------------|-----------|------------------------|-----------------|------------------|---------------------|---------------------------|-------|-------------------|------------------------------|------|-----------------------------|
|               | Minimal   | Moderately<br>Advanced | Far<br>Advanced | Stage<br>Unknown | Stage<br>Not Stated | Pleurisy<br>With Effusion | Total | NON-<br>PULMONARY | UNKNOWN<br>AND<br>NOT STATED |      |                             |
| Yakima        | 11        | 5                      | 8               | 1                | 19                  | 0                         | 44    | 4                 | 13                           | 61   |                             |
| Rural         | 10        | 4                      | 8               | 0                | 11                  | 0                         | 33    | 4                 | 8                            | 45   |                             |
| Yakima        | 1         | 1                      | 0               | 1                | 8                   | 0                         | 11    | 0                 | 5                            | 16   |                             |
| URBAN TOTAL   | 285       | 280                    | 237             | 32               | 285                 | 25                        | 1144  | 84                | 84                           | 1312 |                             |
| RURAL TOTAL   | 241       | 226                    | 126             | 9                | 176                 | 19                        | 797   | 51                | 42                           | 890  |                             |
| GRAND TOTAL   | 613       | 615                    | 475             | 41               | 488                 | 51                        | 2283  | 154               | 129                          | 2566 |                             |
| Out of State* | 87        | 109                    | 112             | 0                | 27                  | 7                         | 342   | 19                | 3                            | 364  |                             |

\* Included in Grand Total

WASHINGTON STATE DEPARTMENT OF HEALTH  
SECTION OF PUBLIC HEALTH STATISTICS  
August 31, 1946




TABLE XXI -- CASES OF TUBERCULOSIS (ALL FORMS) REPORTED IN THE COUNTIES AND MAJOR CITIES OF THE STATE OF WASHINGTON, BY AGE GROUPS, BY DATE REPORT RECEIVED, 1945

| AREA         | Under 1 year | 1 - 4 years | 5 - 9 years | 10-14 years | 15-19 years | 20-24 years | 25-29 years | 30-34 years | 35-39 years | 40-44 years | 45 years and over | Age not stated | All Ages |
|--------------|--------------|-------------|-------------|-------------|-------------|-------------|-------------|-------------|-------------|-------------|-------------------|----------------|----------|
| Adams        |              |             |             |             |             |             |             |             |             |             |                   |                | 0        |
| Asotin       |              | 1           |             |             |             |             |             | 1           |             |             |                   |                | 2        |
| Benton       |              |             |             |             |             | 2           | 4           | 3           | 1           |             | 5                 |                | 15       |
| Chelan       |              |             |             |             | 1           |             | 2           | 4           | 2           | 2           | 5                 | 3              | 19       |
| Rural        |              |             |             |             |             |             |             | 3           | 1           |             | 2                 | 1              | 7        |
| Wenatchee    |              |             |             |             | 1           |             | 2           | 1           | 1           | 2           | 3                 | 2              | 12       |
| Clallam      |              |             |             |             | 4           | 3           | 4           | 1           | 3           | 5           | 8                 | 2              | 32       |
| Rural        |              |             |             |             | 2           | 1           |             |             | 1           | 2           | 1                 | 1              | 10       |
| Port Angeles |              |             |             |             | 2           | 2           | 4           | 1           | 2           | 3           | 7                 | 1              | 22       |
| Clark        |              | 2           |             |             | 13          | 11          | 21          | 17          | 18          | 10          | 36                | 10             | 139      |
| Rural        |              |             |             |             | 12          | 10          | 13          | 14          | 13          | 8           | 23                | 10             | 104      |
| Vancouver    |              | 2           |             |             | 1           | 1           | 8           | 3           | 5           | 2           | 13                |                | 35       |
| Columbia     |              |             |             |             |             |             |             |             |             |             | 1                 |                | 1        |
| Cowlitz      |              |             |             |             | 4           | 4           | 4           | 5           | 4           | 3           | 8                 | 4              | 37       |
| Rural        |              |             |             |             | 3           | 2           | 3           | 3           | 4           | 1           | 4                 | 1              | 22       |
| Longview     |              |             |             |             | 1           | 2           | 1           | 2           |             | 2           | 4                 | 3              | 15       |
| Douglas      |              |             |             |             |             |             | 1           |             |             |             |                   |                | 2        |
| Ferry        |              |             |             |             |             |             | 1           |             |             | 1           |                   |                | 1        |
| Franklin     |              |             |             |             |             |             | 1           |             |             |             |                   |                | 1        |
| Garfield     |              |             |             |             |             |             |             |             |             |             |                   |                | 0        |
| Grant        |              |             |             |             |             |             |             |             |             |             |                   |                | 0        |
| Grays Harbor |              | 1           | 2           |             | 3           | 12          | 3           | 6           | 2           |             | 1                 |                | 4        |
| Rural        |              | 1           | 1           |             | 2           | 6           | 2           | 1           | 2           |             | 14                |                | 48       |
| Aberdeen     |              |             |             |             | 1           | 4           |             | 3           | 4           |             | 4                 |                | 20       |
| Hoquiam      |              |             | 1           |             |             | 2           | 1           | 2           |             |             | 8                 |                | 20       |
| Island       |              |             |             |             |             |             | 1           |             |             | 1           | 2                 |                | 8        |
| Jefferson    |              |             |             |             |             |             | 1           | 1           | 1           |             | 4                 | 1              | 3        |
| King         |              | 13          | 2           | 4           | 41          | 89          | 96          | 72          | 62          | 59          | 247               | 18             | 706      |
| Rural        |              | 3           | 1           | 1           | 10          | 19          | 9           | 8           | 11          | 7           | 39                | 4              | 113      |
| Seattle      |              | 10          | 1           | 3           | 31          | 70          | 87          | 64          | 51          | 52          | 208               | 14             | 593      |
| Kitsap       |              | 1           | 1           | 1           | 5           | 11          | 25          | 29          | 35          | 17          | 72                | 9              | 205      |
| Rural        |              | 1           |             | 1           | 4           | 4           | 12          | 13          | 18          | 7           | 24                | 4              | 88       |
| Bremerton    |              |             |             |             | 1           | 7           | 13          | 16          | 17          | 10          | 48                | 5              | 117      |
| Kittitas     |              |             |             | 1           |             | 3           |             |             | 4           |             | 2                 |                | 10       |
| Klickitat    |              |             |             |             |             |             | 2           |             | 1           |             |                   |                | 3        |
| Lewis        |              |             |             |             | 2           | 5           | 1           | 1           | 2           | 2           | 3                 | 1              | 17       |

TABLE XXI - CASES OF TUBERCULOSIS (ALL FORMS) REPORTED IN THE COUNTIES AND MAJOR CITIES OF THE STATE OF WASHINGTON, BY AGE GROUPS, BY DATE REPORT RECEIVED, 1945

| AREA         | Under 1 year | 1 - 4 years | 5 - 9 years | 10-14 years | 15-19 years | 20-24 years | 25-29 years | 30-34 years | 35-39 years | 40-44 years | 45 years and over | Age not stated | All Ages |
|--------------|--------------|-------------|-------------|-------------|-------------|-------------|-------------|-------------|-------------|-------------|-------------------|----------------|----------|
| Lincoln      |              |             |             |             |             |             | 1           |             |             |             |                   |                | 1        |
| Mason        |              |             |             |             |             | 2           | 1           | 2           | 1           | 1           | 1                 |                | 8        |
| Okanogan     |              | 2           |             |             | 2           | 1           |             | 2           |             | 1           | 4                 | 1              | 13       |
| Pacific      |              |             |             | 2           | 1           | 2           |             | 1           | 1           |             | 2                 | 1              | 10       |
| Pend Oreille |              |             | 1           |             |             |             |             | 2           |             | 1           |                   |                | 4        |
| Pierce       |              | 1           |             | 1           | 7           | 16          | 23          | 20          | 25          | 14          | 115               | 32             | 254      |
| Rural        |              |             |             | 2           | 2           | 6           | 11          | 7           | 11          | 7           | 43                | 7              | 94       |
| Tacoma       |              | 1           |             | 1           | 5           | 10          | 12          | 13          | 14          | 7           | 72                | 25             | 160      |
| San Juan     |              |             |             |             |             |             |             |             |             |             |                   |                | 0        |
| Skagit       |              |             | 5           | 2           | 9           | 4           | 5           | 3           | 3           | 5           | 19                |                | 55       |
| Skamania     | 1            |             |             |             | 1           |             |             |             |             |             |                   |                | 2        |
| Snohomish    |              |             |             | 4           |             | 6           | 12          | 10          | 6           | 5           | 10                | 6              | 59       |
| Rural        |              |             |             | 3           |             | 2           | 9           | 8           | 3           | 3           | 10                | 4              | 42       |
| Fverett      |              |             |             | 1           |             | 4           | 3           | 2           | 3           | 2           |                   | 2              | 17       |
| Spokane      | 1            | 3           | 10          | 9           | 14          | 24          | 34          | 38          | 52          | 25          | 137               | 9              | 336      |
| Rural        |              | 2           | 3           | 5           | 8           | 6           | 11          | 15          | 8           | 5           | 41                | 6              | 110      |
| Spokane      | 1            | 1           | 7           | 4           | 6           | 18          | 23          | 23          | 24          | 20          | 96                | 3              | 226      |
| Stevens      |              | 1           | 1           |             |             |             |             |             | 2           |             | 2                 |                | 6        |
| Thurston     |              |             |             | 1           | 2           | 1           | 4           | 3           | 3           | 5           | 12                | 2              | 33       |
| Rural        |              |             |             | 1           | 1           | 1           | 2           | 2           | 3           | 3           | 9                 | 1              | 22       |
| Olympia      |              |             |             | 1           | 1           |             | 2           | 1           |             | 2           | 3                 | 1              | 11       |
| Wahkiakum    |              |             |             |             |             |             | 1           |             |             |             | 1                 | 1              | 3        |
| Walla Walla  |              |             |             |             | 1           | 2           | 3           | 2           | 4           | 3           | 6                 |                | 21       |
| Rural        |              |             |             |             |             |             |             | 2           |             | 1           | 2                 |                | 5        |
| Walla Walla  |              |             |             | 1           | 2           | 2           | 3           | 2           | 4           | 1           | 4                 |                | 16       |
| Whatcom      |              | 1           |             | 5           | 4           | 12          | 6           | 9           | 11          | 5           | 20                | 1              | 74       |
| Rural        |              | 1           |             | 3           |             | 9           | 1           | 2           | 5           | 2           | 7                 |                | 30       |
| Bellingham   |              |             |             | 2           | 4           | 3           | 5           | 7           | 6           | 3           | 13                | 1              | 44       |
| Whitman      |              |             |             | 1           | 1           |             |             | 2           | 1           |             | 5                 | 1              | 10       |
| Yakima       |              |             | 4           | 6           | 6           | 7           | 7           | 6           | 4           | 2           | 19                |                | 61       |
| Rural        |              |             | 4           | 4           | 4           | 6           | 6           | 3           | 4           | 1           | 12                |                | 45       |
| Yakima       |              |             |             | 1           | 2           | 1           | 1           | 3           |             | 1           | 7                 |                | 16       |
| URBAN TOTAL  | 3            | 14          | 9           | 13          | 57          | 126         | 165         | 141         | 131         | 108         | 488               | 57             | 1,312    |
| RURAL TOTAL  | 3            | 12          | 18          | 25          | 64          | 91          | 99          | 99          | 103         | 59          | 271               | 46             | 890      |
| GRAND TOTAL  | 6            | 28          | 38          | 47          | 164         | 318         | 331         | 277         | 263         | 179         | 808               | 107            | 2,566    |
| Out of State |              | 2           | 11          | 9           | 43          | 101         | 67          | 37          | 29          | 12          | 49                | 4              | 364      |



TABLE XXII - DEATHS FROM TUBERCULOSIS (ALL FORMS) IN THE COUNTIES AND MAJOR CITIES OF THE STATE OF WASHINGTON, BY AGE GROUPS, ALLOCATED TO RESIDENCE OF DECEASED, 1945

| AREA         | Under 1 year | 1 - 4 years | 5 - 9 years | 10-14 years | 15-19 years | 20-24 years | 25-29 years | 30-34 years | 35-39 years | 40-44 years | 45 years and over | Age not stated | All Ages |
|--------------|--------------|-------------|-------------|-------------|-------------|-------------|-------------|-------------|-------------|-------------|-------------------|----------------|----------|
| Adams        |              |             |             |             |             |             |             |             |             |             |                   |                | 0        |
| Asotin       |              |             |             |             |             |             |             |             |             |             |                   |                | 0        |
| Benton       |              |             |             |             |             |             | 1           |             |             |             | 2                 |                | 3        |
| Chelan       |              |             |             |             | 1           | 2           | 2           |             |             | 1           | 3                 |                | 9        |
| Rural        |              |             |             |             |             |             | 1           |             |             |             | 3                 |                | 4        |
| Wenatchee    |              |             |             |             | 1           | 2           | 1           |             |             | 1           |                   |                | 5        |
| Clallam      |              |             |             | 1           |             | 1           |             |             |             |             | 2                 |                | 4        |
| Rural        |              |             |             | 1           |             |             |             |             |             |             | 1                 |                | 2        |
| Port Angeles |              |             |             |             |             | 1           |             |             |             |             | 1                 |                | 2        |
| Clark        |              | 1           |             | 1           |             | 4           | 3           |             | 1           |             | 6                 |                | 16       |
| Rural        |              |             |             | 1           |             | 3           | 2           |             | 1           |             | 4                 |                | 11       |
| Vancouver    |              | 1           |             |             |             | 1           | 1           |             |             |             | 2                 |                | 5        |
| Columbia     |              |             |             |             |             |             |             |             |             |             |                   |                | 0        |
| Cowlitz      |              |             |             |             | 1           | 1           | 2           | 2           | 1           | 2           | 3                 |                | 11       |
| Rural        |              |             |             |             | 1           | 1           | 1           | 2           | 1           | 2           | 2                 |                | 7        |
| Longview     |              |             |             |             |             |             |             |             |             |             | 1                 |                | 4        |
| Douglas      |              |             |             |             |             | 1           | 1           |             |             |             | 2                 |                | 3        |
| Ferry        |              |             |             |             |             |             | 1           |             |             |             | 1                 |                | 2        |
| Franklin     |              |             |             |             |             |             |             |             |             |             |                   |                | 0        |
| Garfield     |              |             |             |             |             |             |             |             |             |             |                   |                | 0        |
| Grant        |              |             |             |             |             |             |             |             |             |             |                   |                | 0        |
| Grays Harbor | 1            |             | 1           |             | 1           | 3           |             | 1           | 1           | 2           | 10                |                | 20       |
| Rural        | 1            |             |             |             |             | 2           |             |             |             |             | 2                 |                | 5        |
| Aberdeen     |              |             |             |             |             | 1           |             |             | 1           | 2           | 8                 |                | 12       |
| Hoquiam      |              |             | 1           |             | 1           |             |             | 1           |             |             |                   |                | 3        |
| Island       |              |             |             |             | 1           |             |             |             |             |             |                   |                | 1        |
| Jefferson    |              |             |             |             |             |             |             |             |             |             |                   |                | 6        |
| King         | 3            | 4           | 1           |             | 6           | 23          | 21          | 17          | 19          | 1           | 5                 |                | 260      |
| Rural        |              |             |             |             | 2           | 5           | 4           | 5           | 4           | 35          | 131               |                | 47       |
| Seattle      | 3            | 4           | 1           |             | 4           | 18          | 17          | 12          | 15          | 33          | 106               |                | 213      |
| Kitsap       |              |             |             |             |             | 1           | 1           | 1           | 2           |             | 7                 |                | 12       |
| Rural        |              |             |             |             |             | 1           |             | 1           | 1           |             | 6                 |                | 9        |
| Bremerton    |              |             |             |             |             |             | 1           |             | 1           |             | 1                 |                | 3        |
| Kittitas     |              |             |             | 1           |             |             |             |             | 1           |             | 1                 |                | 3        |
| Klickitat    |              | 1           |             |             |             |             |             |             | 1           |             | 1                 |                | 3        |
| Lewis        |              |             |             |             |             |             | 2           | 2           | 1           |             | 1                 |                | 4        |

TABLE XXII - DEATHS FROM TUBERCULOSIS (ALL FORMS) IN THE COUNTIES AND MAJOR CITIES OF THE STATE OF WASHINGTON, BY AGE GROUPS, ALL-CATFED TO RESIDENCE OF DECEASED, 1945

| AREA                    | Under 1 year | 1 - 4 years | 5 - 9 years | 10-14 years | 15-19 years | 20-24 years | 25-29 years | 30-34 years | 35-39 years | 40-44 years | 45 years and over | Age not stated | All Ages |
|-------------------------|--------------|-------------|-------------|-------------|-------------|-------------|-------------|-------------|-------------|-------------|-------------------|----------------|----------|
| Lincoln                 |              |             |             |             |             |             |             |             |             |             | 1                 |                | 1        |
| Mason                   |              |             |             |             |             |             |             | 1           |             |             |                   |                | 1        |
| Okanogan                |              |             |             | 1           | 1           | 1           | 1           | 1           |             |             | 6                 |                | 11       |
| Pacific                 |              |             |             |             |             | 2           | 1           | 1           | 1           |             | 1                 |                | 6        |
| Pend Oreille            |              |             |             |             |             |             |             |             |             |             |                   |                | 0        |
| Pierce                  |              | 2           |             | 1           |             | 5           | 5           | 8           | 7           | 4           | 24                |                | 56       |
| Rural                   |              | 1           |             | 1           |             | 1           | 2           | 4           | 1           | 2           | 6                 |                | 18       |
| Tacoma                  |              | 1           |             |             |             | 4           | 3           | 4           | 6           | 2           | 18                |                | 38       |
| San Juan                |              |             |             |             | 2           |             |             |             |             | 1           | 6                 |                | 0        |
| Skagit                  |              | 1           |             |             |             |             |             | 1           | 1           | 1           |                   |                | 12       |
| Skamania                |              |             |             |             |             |             |             |             |             |             |                   |                | 0        |
| Snohomish               |              |             |             | 1           |             |             |             | 1           | 2           | 1           | 14                |                | 31       |
| Rural                   |              |             |             | 1           |             | 3           | 3           | 1           | 2           | 1           | 8                 |                | 18       |
| Everett                 |              |             |             | 1           |             | 1           | 4           | 1           | 1           | 1           | 6                 |                | 13       |
| Spokane                 | 1            | 1           |             | 1           |             | 1           | 3           | 6           | 4           | 3           | 26                |                | 45       |
| Rural                   |              |             |             |             |             | 1           | 3           | 1           | 1           |             | 8                 |                | 13       |
| Spokane                 | 1            | 1           |             |             |             |             |             | 5           | 4           | 3           | 18                |                | 32       |
| Stevens                 |              | 1           |             |             |             |             |             |             |             |             | 2                 |                | 3        |
| Thurston                |              |             |             |             |             |             | 2           |             | 2           |             | 4                 |                | 8        |
| Rural                   |              |             |             |             |             |             | 1           |             | 2           |             | 3                 |                | 6        |
| Olympia                 |              |             |             |             |             |             | 1           |             |             |             | 1                 |                | 2        |
| Wahkiakum               |              |             |             |             |             |             |             |             |             |             |                   |                | 2        |
| Walla Walla             |              |             |             |             |             |             |             |             | 1           |             | 1                 |                | 2        |
| Rural                   |              |             |             |             |             |             |             |             |             | 2           | 8                 |                | 10       |
| Walla Walla             |              |             |             |             |             |             |             |             |             | 1           | 1                 |                | 2        |
| Whatcom                 |              |             |             |             | 1           | 2           | 1           |             |             | 1           | 7                 |                | 8        |
| Rural                   |              |             |             | 1           | 1           | 1           | 1           |             |             | 1           | 1                 |                | 13       |
| Bellingham              |              |             |             |             |             |             |             |             | 1           | 1           | 6                 |                | 9        |
| Whitman                 |              |             |             |             |             |             |             |             | 1           |             | 2                 |                | 3        |
| Yakima                  |              | 2           |             | 4           | 4           | 3           |             | 1           | 2           | 2           | 17                |                | 31       |
| Rural                   |              | 2           |             | 4           | 4           | 3           |             | 1           | 2           | 1           | 11                |                | 24       |
| Yakima                  |              |             |             |             |             |             |             |             |             | 1           | 6                 |                | 7        |
| State Custodial School  |              |             |             | 1           | 1           | 3           | 2           | 3           |             | 2           |                   |                | 12*      |
| Western State Hospital  |              |             |             |             | 1           | 2           |             |             | 2           | 7           | 23                |                | 35*      |
| Northern State Hospital |              |             |             |             |             | 1           |             | 1           | 1           | 1           | 12                |                | 16*      |
| Eastern State Hospital  |              |             |             |             |             |             |             | 4           |             | 1           | 9                 |                | 14*      |
| URBAN TOTAL             | 4            | 7           | 2           | 0           | 6           | 29          | 29          | 25          | 28          | 45          | 181               |                | 356      |
| RURAL TOTAL             | 1            | 6           | 1           | 7           | 13          | 31          | 26          | 26          | 23          | 21          | 156               |                | 311      |
| GRAND TOTAL             | 5            | 13          | 3           | 7           | 19          | 60          | 55          | 51          | 51          | 66          | 337               |                | 667      |

\* Institutional deaths are included in Rural and Grand Totals.

TABLE XXIII

DEATHS FROM TUBERCULOSIS (ALL FORMS) IN THE COUNTIES AND MAJOR CITIES OF  
THE STATE OF WASHINGTON, WITH RATES PER 100,000 ESTIMATED POPULATION,  
ALLOCATED TO RESIDENCE OF DECEASED AND BY PLACE OF OCCURRENCE  
1945

| Area         | Residence |      | Occurrence |      |
|--------------|-----------|------|------------|------|
|              | No.       | Rate | No.        | Rate |
| Adams        | 0         | 0    | 0          | 0    |
| Asotin       | 0         | 0    | 0          | 0    |
| Benton       | 3         | 8.9  | 0          | 0    |
| Chelan       | 9         | 24.8 | 5          | 13.8 |
| Rural        | 4         | 17.4 | 2          | 8.7  |
| Wenatchee    | 5         | 37.7 | 3          | 22.6 |
| Clallam      | 4         | 18.2 | 4          | 18.2 |
| Rural        | 2         | 16.8 | 0          | 0    |
| Port Angeles | 2         | 19.8 | 4          | 39.6 |
| Clark        | 16        | 15.9 | 11         | 10.9 |
| Rural        | 11        | 18.0 | 3          | 4.9  |
| Vancouver    | 5         | 12.6 | 8          | 20.2 |
| Columbia     | 0         | 0    | 0          | 0    |
| Cowlitz      | 11        | 24.3 | 5          | 11.0 |
| Rural        | 7         | 23.5 | 1          | 3.6  |
| Longview     | 4         | 25.9 | 4          | 25.9 |
| Douglas      | 3         | 40.1 | 2          | 26.7 |
| Ferry        | 2         | 46.5 | 0          | 0    |
| Franklin     | 0         | 0    | 0          | 0    |
| Garfield     | 0         | 0    | 0          | 0    |
| Grant        | 0         | 0    | 0          | 0    |
| Grays Harbor | 20        | 38.4 | 21         | 40.3 |
| Rural        | 5         | 24.0 | 16         | 76.9 |
| Aberdeen     | 12        | 60.8 | 5          | 25.3 |
| Hoquiam      | 3         | 26.0 | 0          | 0    |
| Island       | 1         | 16.4 | 1          | 16.4 |
| Jefferson    | 6         | 65.9 | 2          | 22.0 |
| King         | 260       | 42.8 | 286        | 47.1 |
| Rural        | 47        | 31.9 | 83         | 56.3 |
| Seattle      | 213       | 46.3 | 203        | 44.1 |
| Kitsap       | 12        | 11.0 | 8          | 7.4  |
| Rural        | 9         | 20.3 | 5          | 11.8 |
| Bremerton    | 3         | 4.5  | 3          | 4.5  |
| Kittitas     | 3         | 14.6 | 2          | 9.7  |
| Klickitat    | 3         | 26.0 | 1          | 8.7  |
| Lewis        | 4         | 9.7  | 5          | 12.2 |
| Lincoln      | 1         | 9.1  | 1          | 9.1  |
| Mason        | 1         | 7.2  | 1          | 7.2  |
| Okanogan     | 11        | 43.6 | 7          | 27.8 |
| Pacific      | 6         | 36.5 | 1          | 6.1  |
| Pend Oreille | 0         | 0    | 0          | 0    |
| Pierce       | 56        | 27.7 | 117        | 57.9 |
| Rural        | 18        | 24.4 | 63         | 85.3 |
| Tacoma       | 38        | 29.6 | 54         | 42.1 |
| San Juan     | 0         | 0    | 1          | 31.6 |
| Skagit       | 12        | 29.1 | 22         | 53.3 |
| Skamania     | 0         | 0    | 0          | 0    |

DEATHS FROM TUBERCULOSIS (ALL FORMS) IN THE COUNTIES AND MAJOR CITIES OF  
THE STATE OF WASHINGTON, WITH RATES PER 100,000 ESTIMATED POPULATION,  
ALLOCATED TO RESIDENCE OF DECEASED AND BY PLACE OF OCCURRENCE  
1945

| Area                    | Residence |      | Occurrence |       |
|-------------------------|-----------|------|------------|-------|
|                         | No.       | Rate | No.        | Rate  |
| Snohomish               | 31        | 33.7 | 24         | 26.1  |
| Rural                   | 18        | 31.6 | 20         | 35.1  |
| Everett                 | 13        | 37.2 | 4          | 11.5  |
| Spokane                 | 45        | 25.1 | 84         | 46.8  |
| Rural                   | 13        | 33.5 | 61         | 157.0 |
| Spokane                 | 32        | 22.8 | 23         | 16.4  |
| Stevens                 | 3         | 17.1 | 1          | 5.7   |
| Thurston                | 8         | 19.9 | 2          | 5.0   |
| Rural                   | 6         | 24.5 | 1          | 4.1   |
| Olympia                 | 2         | 12.8 | 1          | 6.4   |
| Wahkiakum               | 2         | 51.3 | 1          | 25.6  |
| Walla Walla             | 10        | 32.4 | 71         | 230.2 |
| Rural                   | 2         | 23.6 | 6          | 70.8  |
| Walla Walla             | 8         | 35.8 | 65         | 290.6 |
| Whatcom                 | 13        | 21.2 | 8          | 13.1  |
| Rural                   | 4         | 13.7 | 2          | 6.8   |
| Bellingham              | 9         | 28.1 | 6          | 18.7  |
| Whitman                 | 3         | 10.7 | 3          | 10.7  |
| Yakima                  | 31        | 30.2 | 23         | 22.4  |
| Rural                   | 24        | 35.0 | 20         | 29.2  |
| Yakima                  | 7         | 20.5 | 3          | 8.8   |
| State Custodial Schools | 12*       |      |            |       |
| Western State Hospital  | 35*       |      |            |       |
| Northern State Hospital | 16*       |      |            |       |
| Eastern State Hospital  | 14*       |      |            |       |
| URBAN TOTALS            | 356       | 34.1 | 386        | 37.0  |
| RURAL TOTALS            | 311       | 31.4 | 334        | 32.8  |
| GRAND TOTALS            | 667       | 32.8 | 720        | 35.4  |

\* Institutional deaths are included in Rural Total and Grand Total.

WASHINGTON STATE DEPARTMENT OF HEALTH  
SECTION OF PUBLIC HEALTH STATISTICS  
August 31, 1946

TABLE XXIV

DEATHS FROM TUBERCULOSIS (ALL FORMS) IN THE STATE OF WASHINGTON,  
BY RACE, SEX, AND AGE GROUPS, ALLOCATED TO RESIDENCE OF  
DECEASED, 1945

| RACE         | SEX  | TOTALS | Age Groups         |                 |                 |                   |                   |                   |                   |                   |                   |                   |                   |                   |                   |                   |                     |                   |                           |
|--------------|------|--------|--------------------|-----------------|-----------------|-------------------|-------------------|-------------------|-------------------|-------------------|-------------------|-------------------|-------------------|-------------------|-------------------|-------------------|---------------------|-------------------|---------------------------|
|              |      |        | Under<br>1<br>year | 1-<br>4<br>yrs. | 5-<br>9<br>yrs. | 10-<br>14<br>yrs. | 15-<br>19<br>yrs. | 20-<br>24<br>yrs. | 25-<br>29<br>yrs. | 30-<br>34<br>yrs. | 35-<br>39<br>yrs. | 40-<br>44<br>yrs. | 45-<br>49<br>yrs. | 50-<br>54<br>yrs. | 55-<br>59<br>yrs. | 60-<br>64<br>yrs. | 65-<br>69<br>yrs.   | 70-<br>74<br>yrs. | 75<br>yrs.<br>and<br>over |
| WHITE        | Male | 372    | 1                  |                 | 2               |                   | 3                 | 15                | 21                | 29                | 28                | 42                | 29                | 40                | 50                | 46                | 29                  | 14                | 23                        |
|              | Fem. | 199    | 2                  | 6               |                 | 4                 | 7                 | 22                | 21                | 17                | 19                | 19                | 19                | 6                 | 7                 | 14                | 7                   |                   | 10                        |
|              | Tot. | 571    | 3                  | 6               | 2               | 4                 | 10                | 37                | 42                | 46                | 47                | 61                | 48                | 59                | 56                | 53                | 43                  | 21                |                           |
| BLACK        | Male | 27     |                    |                 | 1               |                   |                   | 6                 | 4                 | 1                 | 4                 | 3                 | 2                 | 3                 | 1                 | 2                 |                     |                   |                           |
|              | Fem. | 13     | 1                  | 1               |                 |                   | 1                 | 7                 | 2                 |                   |                   |                   |                   | 1                 |                   |                   |                     |                   |                           |
|              | Tot. | 40     | 1                  | 1               | 1               |                   | 1                 | 13                | 6                 | 1                 | 4                 | 3                 | 2                 | 4                 | 1                 | 2                 |                     |                   |                           |
| INDIAN       | Male | 13     |                    | 3               |                 | 2                 | 1                 | 4                 |                   | 2                 |                   |                   |                   | 1                 |                   |                   |                     |                   |                           |
|              | Fem. | 20     |                    | 2               |                 | 1                 | 4                 | 5                 | 1                 | 1                 |                   | 1                 |                   | 1                 | 2                 |                   |                     |                   | 2                         |
|              | Tot. | 33     |                    | 5               |                 | 3                 | 5                 | 9                 | 1                 | 3                 |                   | 1                 |                   | 2                 | 2                 |                   |                     |                   | 2                         |
| CHINESE      | Male | 6      |                    |                 |                 |                   |                   |                   |                   | 2                 |                   |                   |                   | 1                 | 1                 | 1                 | 1                   |                   |                           |
|              | Fem. | 0      |                    |                 |                 |                   |                   |                   |                   |                   |                   |                   |                   |                   |                   |                   |                     |                   |                           |
|              | Tot. | 6      |                    |                 |                 |                   |                   |                   |                   | 2                 |                   |                   |                   | 1                 | 1                 | 1                 | 1                   |                   |                           |
| JAPANESE     | Male | 6      |                    | 1               |                 |                   |                   | 1                 | 1                 |                   |                   |                   |                   |                   |                   | 3                 |                     |                   |                           |
|              | Fem. | 5      |                    |                 |                 |                   | 1                 |                   | 3                 |                   |                   |                   |                   | 1                 |                   |                   |                     |                   |                           |
|              | Tot. | 11     |                    | 1               |                 |                   | 1                 | 1                 | 4                 |                   |                   |                   |                   | 1                 | 3                 |                   |                     |                   |                           |
| OTHER        | Male | 5      | 1                  |                 |                 |                   | 1                 |                   |                   | 1                 | 1                 |                   |                   |                   | 1                 |                   |                     |                   |                           |
|              | Fem. | 1      |                    |                 |                 |                   | 1                 |                   |                   |                   |                   |                   |                   |                   |                   |                   |                     |                   |                           |
|              | Tot. | 6      | 1                  |                 |                 |                   | 2                 |                   |                   | 1                 | 1                 |                   |                   |                   | 1                 |                   |                     |                   |                           |
| ALL<br>RACES | Male | 429    | 2                  | 4               | 3               | 2                 | 5                 | 26                | 29                | 33                | 32                | 46                | 32                | 45                | 56                | 49                | 29                  | 14                | 23                        |
|              | Fem. | 238    | 3                  | 9               |                 | 5                 | 14                | 34                | 27                | 18                | 19                | 20                | 19                | 22                | 8                 | 7                 | <del>14</del><br>43 | 7                 | 12                        |
|              | Tot. | 667    | 5                  | 13              | 3               | 7                 | 19                | 60                | 55                | 51                | 51                | 66                | 51                | 67                | 64                | 56                | 43                  | 21                | 35                        |

WASHINGTON STATE DEPARTMENT OF HEALTH  
SECTION OF PUBLIC HEALTH STATISTICS  
August 31, 1946




TABLE XXV

DEATHS FROM TUBERCULOSIS (ALL FORMS) IN THE COUNTIES AND MAJOR CITIES  
OF THE STATE OF WASHINGTON, SHOWING ALLOCATION OF RESIDENT AND  
NON-RESIDENT DEATHS FOR THESE SUBDIVISIONS, 1945

| AREA                | TOTAL DEATHS IN AREA | TOTAL RESIDENT DEATHS IN AREA | RESIDENTS DYING IN OTHER AREAS |               |              | TOTAL DEATHS OF RESIDENTS WHEREVER DYING | NON-RESIDENT DEATHS IN AREA |               |                 | INSTITUTIONS | MILITARY |
|---------------------|----------------------|-------------------------------|--------------------------------|---------------|--------------|--|-----------------------------|---------------|-----------------|--------------|----------|
|                     |                      |                               | IN SAME COUNTY OR CITY         | IN SAME STATE | OUT OF STATE |  | IN SAME COUNTY OR CITY      | IN SAME STATE | IN OTHER STATES |              |          |
| ADAMS               |                      |                               |                                |               |              |  |                             |               |                 |              |          |
| ASOTIN              |                      |                               |                                |               |              |  |                             |               |                 |              |          |
| BENTON              |                      |                               |                                | 3             |              | 3  |                             |               |                 |              |          |
| CHELAN              | 5                    | 2                             | 2                              | 4             | 1            | 9  | 2                           | 1             |                 |              |          |
| <i>Rural</i>        | 2                    | 1                             | 1                              | 1             | 1            | 4  | 1                           |               |                 |              |          |
| <i>Wenatchee</i>    | 3                    | 1                             | 1                              | 3             |              | 5  | 1                           | 1             |                 |              |          |
| CLALLAM             | 4                    | 2                             | 1                              | 1             |              | 4  | 1                           | 1             |                 |              |          |
| <i>Rural</i>        |                      |                               | 1                              | 1             |              | 2  |                             |               |                 |              |          |
| <i>Port Angeles</i> | 4                    | 2                             |                                |               |              | 2  | 1                           | 1             |                 |              |          |
| CLARK               | 11                   | 4                             | 3                              | 4             | 5            | 16                                       | 3                           |               | 3               |              | 1        |
| <i>Rural</i>        | 3                    | 3                             | 3                              | 1             | 4            | 11                                       |                             |               |                 |              |          |
| <i>Vancouver</i>    | 8                    | 1                             |                                | 3             | 1            | 5  | 3                           |               | 3               |              | 1        |
| COLUMBIA            |                      |                               |                                |               |              |  |                             |               |                 |              |          |
| COWLITZ             | 5                    | 2                             | 2                              | 4             | 3            | 11                                       | 2                           |               | 1               |              |          |
| <i>Rural</i>        | 1                    | 1                             | 2                              | 3             | 1            | 7  |                             |               |                 |              |          |
| <i>Longview</i>     | 4                    | 1                             |                                | 1             | 2            | 4  | 2                           |               | 1               |              |          |
| DOUGLAS             | 2                    | 2                             |                                | 1             |              | 3  |                             |               |                 |              |          |
| FERRY               |                      |                               |                                | 2             |              | 2  |                             |               |                 |              |          |
| FRANKLIN            |                      |                               |                                |               |              |  |                             |               |                 |              |          |
| GARFIELD            |                      |                               |                                |               |              |  |                             |               |                 |              |          |
| GRANT               |                      |                               |                                |               |              |  |                             |               |                 |              |          |
| GRAYS HARBOR        | 21                   | 6                             | 8                              | 6             |              | 20                                       | 8                           | 7             |                 |              |          |
| <i>Rural</i>        | 16                   | 3                             | 1                              | 1             |              | 5  | 6                           | 7             |                 |              |          |
| <i>Aberdeen</i>     | 5                    | 3                             | 5                              | 4             |              | 12                                       | 2                           |               |                 |              |          |
| <i>Hoquiam</i>      |                      |                               | 2                              | 1             |              | 3  |                             |               |                 |              |          |
| ISLAND              | 1                    | 1                             |                                |               |              | 1  |                             |               |                 |              |          |
| JEFFERSON           | 2                    | 2                             |                                | 4             |              | 6  |                             |               |                 |              |          |
| KING                | 286                  | 161                           | 71                             | 20            | 8            | 260                                      | 71                          | 36            | 11              |              | 7        |
| <i>Rural</i>        | 83                   | 8                             | 29                             | 7             | 3            | 47                                       | 42                          | 22            | 4               |              | 7        |
| <i>Seattle</i>      | 203                  | 153                           | 42                             | 13            | 5            | 213                                      | 29                          | 14            | 7               |              |          |
| KITSAp              | 8                    | 2                             | 5                              | 5             |              | 12                                       | 5                           |               |                 |              | 1        |
| <i>Rural</i>        | 5                    | 2                             | 2                              | 5             |              | 9  | 3                           |               |                 |              |          |
| <i>Bremerton</i>    | 3                    |                               | 3                              |               |              | 3  | 2                           |               |                 |              | 1        |
| KITTITAS            | 2                    | 1                             |                                | 1             | 1            | 3  |                             |               | 1               |              |          |
| KLICKITAT           | 1                    | 1                             |                                | 2             |              | 3  |                             |               |                 |              |          |
| LEWIS               | 5                    | 3                             |                                | 1             |              | 4  |                             | 2             |                 |              |          |
| LINCOLN             | 1                    | 1                             |                                |               |              | 1  |                             |               |                 |              |          |
| MAJON               | 1                    | 1                             |                                |               |              | 1  |                             |               |                 |              |          |
| OKANOGAN            | 7                    | 6                             |                                | 5             |              | 11                                       |                             | 1             |                 |              |          |
| PACIFIC             | 1                    | 1                             |                                | 5             |              | 6  |                             |               |                 |              |          |
| PEND OREILLE        |                      |                               |                                |               |              |  |                             |               |                 |              |          |
| PIERCE              | 117                  | 24                            | 19                             | 11            | 2            | 56                                       | 19                          | 20            | 18              | 35           | 1        |
| <i>Rural</i>        | 63                   | 9                             | 6                              | 2             | 1            | 18                                       | 13                          | 3             | 2               | 35           | 1        |
| <i>Tacoma</i>       | 54                   | 15                            | 13                             | 9             | 1            | 38                                       | 6                           | 17            | 16              |              |          |
| SAN JUAN            | 1                    |                               |                                |               |              |  |                             |               | 1               |              |          |
| SKAGIT              | 22                   | 5                             |                                | 7             |              | 12                                       |                             | 1             |                 | 16           |          |
| SKAMANIA            |                      |                               |                                |               |              |  |                             |               |                 |              |          |
| SNOHOMISH           | 24                   | 14                            | 9                              | 8             |              | 31                                       | 9                           | 1             |                 |              |          |
| <i>Rural</i>        | 20                   | 12                            | 1                              | 5             |              | 18                                       | 8                           |               |                 |              |          |
| <i>Ruerett</i>      | 4                    | 2                             | 8                              | 3             |              | 13                                       | 1                           | 1             |                 |              |          |
| SPOKANE             | 84                   | 22                            | 19                             | 1             | 3            | 45                                       | 19                          | 9             | 6               | 26           | 2        |
| <i>Rural</i>        | 61                   | 9                             | 2                              | 1             | 1            | 13                                       | 17                          | 7             | 2               |              |          |
| <i>Spokane</i>      | 23                   | 13                            | 17                             |               | 2            | 32                                       | 2                           | 2             | 4               |              | 2        |
| STEVENS             | 1                    | 1                             |                                | 2             |              | 3  |                             |               |                 |              |          |
| THURSTON            | 2                    | 1                             | 1                              | 6             |              | 8  | 1                           |               |                 |              |          |
| <i>Rural</i>        | 1                    | 1                             | 1                              | 4             |              | 6  |                             |               |                 |              |          |
| <i>Olympia</i>      | 1                    |                               |                                | 2             |              | 2  | 1                           |               |                 |              |          |
| WAHIAKUM            | 1                    | 1                             |                                |               | 1            | 2  |                             |               |                 |              |          |
| WALLA WALLA         | 71                   | 8                             | 2                              |               |              | 10                                       | 2                           | 40            | 21              |              |          |
| <i>Rural</i>        | 6                    | 1                             | 1                              |               |              | 2  | 1                           | 4             |                 |              |          |
| <i>Walla Walla</i>  | 65                   | 7                             | 1                              |               |              | 8  | 1                           | 36            | 21              |              |          |
| WHATCOM             | 8                    | 8                             |                                | 5             |              | 13                                       |                             |               |                 |              |          |
| <i>Rural</i>        | 2                    | 2                             |                                | 2             |              | 4  |                             |               |                 |              |          |
| <i>Bellingham</i>   | 6                    | 6                             |                                | 3             |              | 9  |                             |               |                 |              |          |
| WHITMAN             | 3                    | 2                             |                                | 1             |              | 3  |                             |               | 1               |              |          |
| YAKIMA              | 23                   | 15                            | 4                              | 11            | 1            | 31                                       | 4                           | 1             | 3               |              |          |
| <i>Rural</i>        | 20                   | 14                            | 1                              | 9             |              | 24                                       | 3                           | 1             | 2               |              |          |
| <i>Yakima</i>       | 3                    | 1                             | 3                              | 2             | 1            | 7  | 1                           |               | 1               |              |          |
| URBAN TOTAL         | 386                  | 205                           | 95                             | 44            | 12           | 356                                      | 52                          | 72            | 53              |              | 4        |
| RURAL TOTAL         | 334                  | 94                            | 51                             | 76            | 13           | 311*                                     | 94                          | 48            | 13              | 77           | 8        |
| GRAND TOTAL         | 720                  | 299                           | 146                            | 120           | 25           | 667*                                     | 146                         | 120           | 66              | 77           | 12       |

\* Includes 77 Institutional deaths

Washington State Department of Health  
Section Public Health Statistics  
August 31, 1946

TABLE XXV

DEATHS FROM TUBERCULOSIS (ALL FORMS) IN THE COUNTIES AND MAJOR CITIES  
OF THE STATE OF WASHINGTON, SHOWING ALLOCATION OF RESIDENT AND  
NON-RESIDENT DEATHS FOR THESE SUBDIVISIONS, 1945

| AREA                | TOTAL DEATHS IN AREA | TOTAL RESIDENT DEATHS IN AREA | RESIDENTS DYING IN OTHER AREAS |               |              | TOTAL DEATHS OF RESIDENTS WHEREVER DYING | NON-RESIDENT DEATHS IN AREA |               |                 | INSTITUTIONS | MILITARY |
|---------------------|----------------------|-------------------------------|--------------------------------|---------------|--------------|--|-----------------------------|---------------|-----------------|--------------|----------|
|                     |                      |                               | IN SAME COUNTY OR CITY         | IN SAME STATE | OUT OF STATE |  | IN SAME COUNTY OR CITY      | IN SAME STATE | IN OTHER STATES |              |          |
| ADAMS               |                      |                               |                                |               |              |  |                             |               |                 |              |          |
| ASOTIN              |                      |                               |                                |               |              |  |                             |               |                 |              |          |
| BENTON              |                      |                               |                                | 3             |              | 3  |                             |               |                 |              |          |
| CHELAN              | 5                    | 2                             | 2                              | 4             | 1            | 9  | 2                           | 1             |                 |              |          |
| <i>Rural</i>        | 2                    | 1                             | 1                              | 1             | 1            | 4  | 1                           |               |                 |              |          |
| <i>Wenatchee</i>    | 3                    | 1                             | 1                              | 3             |              | 5  | 1                           | 1             |                 |              |          |
| CLALLAM             | 4                    | 2                             | 1                              | 1             |              | 4  | 1                           | 1             |                 |              |          |
| <i>Rural</i>        |                      |                               | 1                              | 1             |              | 2  |                             |               |                 |              |          |
| <i>Port Angeles</i> | 4                    | 2                             |                                |               |              | 2  | 1                           | 1             |                 |              |          |
| CLARK               | 11                   | 4                             | 3                              | 4             | 5            | 16                                       | 3                           |               | 3               |              | 1        |
| <i>Rural</i>        | 3                    | 3                             | 3                              | 1             | 4            | 11                                       |                             |               |                 |              |          |
| <i>Vancouver</i>    | 8                    | 1                             |                                | 3             | 1            | 5  | 3                           |               | 3               |              | 1        |
| COLUMBIA            |                      |                               |                                |               |              |  |                             |               |                 |              |          |
| COWLITZ             | 5                    | 2                             | 2                              | 4             | 3            | 11                                       | 2                           |               | 1               |              |          |
| <i>Rural</i>        | 1                    | 1                             | 2                              | 3             | 1            | 7  |                             |               |                 |              |          |
| <i>Longview</i>     | 4                    | 1                             |                                | 1             | 2            | 4  | 2                           |               | 1               |              |          |
| DOUGLAS             | 2                    | 2                             |                                | 1             |              | 3  |                             |               |                 |              |          |
| FERRY               |                      |                               |                                | 2             |              | 2  |                             |               |                 |              |          |
| FRANKLIN            |                      |                               |                                |               |              |  |                             |               |                 |              |          |
| GARFIELD            |                      |                               |                                |               |              |  |                             |               |                 |              |          |
| GRANT               |                      |                               |                                |               |              |  |                             |               |                 |              |          |
| GRAYS HARBOR        | 21                   | 6                             | 8                              | 6             |              | 20                                       | 8                           | 7             |                 |              |          |
| <i>Rural</i>        | 16                   | 3                             | 1                              | 1             |              | 5  | 6                           | 7             |                 |              |          |
| <i>Aberdeen</i>     | 5                    | 3                             | 5                              | 4             |              | 12                                       | 2                           |               |                 |              |          |
| <i>Hoquiam</i>      |                      |                               | 2                              | 1             |              | 3  |                             |               |                 |              |          |
| ISLAND              | 1                    | 1                             |                                |               |              | 1  |                             |               |                 |              |          |
| JEFFERSON           | 2                    | 2                             |                                | 4             |              | 6  |                             |               |                 |              |          |
| KING                | 286                  | 161                           | 71                             | 20            | 8            | 260                                      | 71                          | 36            | 11              |              | 7        |
| <i>Rural</i>        | 83                   | 8                             | 29                             | 7             | 3            | 47                                       | 42                          | 22            | 4               |              | 7        |
| <i>Seattle</i>      | 203                  | 153                           | 42                             | 13            | 5            | 213                                      | 29                          | 14            | 7               |              |          |
| KITSAP              | 8                    | 2                             | 5                              | 5             |              | 12                                       | 5                           |               |                 |              | 1        |
| <i>Rural</i>        | 5                    | 2                             | 2                              | 5             |              | 9  | 3                           |               |                 |              |          |
| <i>Bremerston</i>   | 3                    |                               | 3                              |               |              | 3  | 2                           |               |                 |              | 1        |
| KITTITAS            | 2                    | 1                             |                                | 1             | 1            | 3  |                             |               | 1               |              |          |
| KLICKITAT           | 1                    | 1                             |                                | 2             |              | 3  |                             |               |                 |              |          |
| LEWIS               | 5                    | 3                             |                                | 1             |              | 4  |                             | 2             |                 |              |          |
| LINCOLN             | 1                    | 1                             |                                |               |              | 1  |                             |               |                 |              |          |
| MASON               | 1                    | 1                             |                                |               |              | 1  |                             |               |                 |              |          |
| OKANOGAN            | 7                    | 6                             |                                | 5             |              | 11                                       |                             | 1             |                 |              |          |
| PACIFIC             | 1                    | 1                             |                                | 5             |              | 6  |                             |               |                 |              |          |
| PEND OREILLE        |                      |                               |                                |               |              |  |                             |               |                 |              |          |
| PIERCE              | 117                  | 24                            | 19                             | 11            | 2            | 56                                       | 19                          | 20            | 18              | 35           | 1        |
| <i>Rural</i>        | 63                   | 9                             | 6                              | 2             | 1            | 18                                       | 13                          | 3             | 2               | 35           | 1        |
| <i>Tacoma</i>       | 54                   | 15                            | 13                             | 9             | 1            | 38                                       | 6                           | 17            | 16              |              |          |
| SAN JUAN            | 1                    |                               |                                |               |              |  |                             |               | 1               |              |          |
| SKAGIT              | 22                   | 5                             |                                | 7             |              | 12                                       |                             | 1             |                 | 16           |          |
| SKAMANIA            |                      |                               |                                |               |              |  |                             |               |                 |              |          |
| SNOHOMISH           | 24                   | 14                            | 9                              | 8             |              | 31                                       | 9                           | 1             |                 |              |          |
| <i>Rural</i>        | 20                   | 12                            | 1                              | 5             |              | 18                                       | 8                           |               |                 |              |          |
| <i>Everett</i>      | 4                    | 2                             | 8                              | 3             |              | 13                                       | 1                           | 1             |                 |              |          |
| SPOKANE             | 84                   | 22                            | 19                             | 1             | 3            | 45                                       | 19                          | 9             | 6               | 26           | 2        |
| <i>Rural</i>        | 61                   | 9                             | 2                              | 1             | 1            | 13                                       | 17                          | 7             | 2               | 26           | 2        |
| <i>Spokane</i>      | 23                   | 13                            | 17                             |               | 2            | 32                                       | 2                           | 2             | 4               |              |          |
| STEVENS             | 1                    | 1                             |                                | 2             |              | 3  |                             |               |                 |              |          |
| THURSTON            | 2                    | 1                             | 1                              | 6             |              | 8  | 1                           |               |                 |              |          |
| <i>Rural</i>        | 1                    | 1                             | 1                              | 4             |              | 6  |                             |               |                 |              |          |
| <i>Olympia</i>      | 1                    |                               |                                | 2             |              | 2  | 1                           |               |                 |              |          |
| WAHIAKUM            | 1                    | 1                             |                                |               | 1            | 2  |                             |               |                 |              |          |
| WALLA WALLA         | 71                   | 8                             | 2                              |               |              | 10                                       | 2                           | 40            | 21              |              |          |
| <i>Rural</i>        | 6                    | 1                             | 1                              |               |              | 2  | 1                           | 4             |                 |              |          |
| <i>Walla Walla</i>  | 65                   | 7                             | 1                              |               |              | 8  | 1                           | 36            | 21              |              |          |
| WHATCOM             | 8                    | 8                             |                                | 5             |              | 13                                       |                             |               |                 |              |          |
| <i>Rural</i>        | 2                    | 2                             |                                | 2             |              | 4  |                             |               |                 |              |          |
| <i>Bellingham</i>   | 6                    | 6                             |                                | 3             |              | 9  |                             |               |                 |              |          |
| WHITMAN             | 3                    | 2                             |                                | 1             |              | 3  |                             |               | 1               |              |          |
| YAKIMA              | 23                   | 15                            | 4                              | 11            | 1            | 31                                       | 4                           | 1             | 3               |              |          |
| <i>Rural</i>        | 20                   | 14                            | 1                              | 9             |              | 24                                       | 3                           | 1             | 2               |              |          |
| <i>Yakima</i>       | 3                    | 1                             | 3                              | 2             | 1            | 7  | 1                           |               | 1               |              |          |
| URBAN TOTAL         | 386                  | 205                           | 95                             | 44            | 12           | 356                                      | 52                          | 72            | 53              |              | 4        |
| RURAL TOTAL         | 334                  | 94                            | 51                             | 76            | 13           | 311*                                     | 94                          | 48            | 13              | 77           | 8        |
| GRAND TOTAL         | 720                  | 299                           | 146                            | 120           | 25           | 667*                                     | 146                         | 120           | 66              | 77           | 12       |

\*Includes 77 institutional deaths

Washington State Department of Health  
Section Public Health Statistics  
August 31, 1946



