

# LEGISLATIVE ANNUAL REPORT








## FEDERAL FISCAL YEAR 2020

October 1, 2019 through September 30, 2020

Washington State WIC is a place where families like yours get healthy food and a lot more. The WIC Nutrition Program is for pregnant women, new and breastfeeding moms, and families with infants and children under five. Almost half of all babies in our state are on WIC. **WIC made a difference for over 191,000 women, infants, and children in Washington in 2020.**








### DATA BY DISTRICT

 DISTRICT	 TOTAL PARTICIPANTS	 INFANTS & CHILDREN	 WOMEN	 FOOD DOLLARS REDEEMED	 FRUITS & VEGETABLES	 WIC FMNP
1	437	306	131	\$162,683	\$15,013	—
2	1,202	883	319	\$429,344	\$43,057	\$176
3	11,831	8,581	3,250	\$3,975,501	\$420,581	\$18,068
4	4,466	3,227	1,239	\$1,608,586	\$175,712	\$4,668
5	252	194	58	\$89,328	\$9,036	\$3,280
6	1,347	987	360	\$454,874	\$51,320	\$304
7	3,570	2,611	959	\$1,202,207	\$123,512	\$7,020
8	5,836	4,193	1,643	\$2,344,856	\$227,196	\$8,576
9	4,947	3,532	1,415	\$1,970,310	\$206,710	\$7,528
10	2,241	1,636	605	\$764,513	\$86,252	\$4,444
11	5,474	3,915	1,559	\$1,983,146	\$210,091	—
12	6,222	4,518	1,704	\$2,370,324	\$243,159	\$11,716
13	7,296	5,318	1,978	\$3,008,602	\$314,673	\$16,068
14	12,515	9,151	3,364	\$4,756,197	\$509,761	\$4,612
15	7,987	5,859	2,128	\$3,447,122	\$349,228	\$14,316
16	10,101	7,325	2,776	\$4,210,517	\$429,676	\$13,344
17	—	—	—	—	—	\$1,184
18	2,349	1,694	655	\$826,192	\$94,273	\$428
19	6,336	4,658	1,678	\$2,342,935	\$225,811	\$6,864
20	3,708	2,676	1,032	\$1,342,967	\$129,226	\$4,424
21	—	—	—	—	—	\$720
22	4,857	3,422	1,435	\$1,670,987	\$157,665	\$12,008
23	2,480	1,822	658	\$783,837	\$92,643	\$2,716
24	3,439	2,473	966	\$1,114,583	\$114,144	\$2,772

((continues on next page))

(continued from previous page)

 DISTRICT	 TOTAL PARTICIPANTS	 INFANTS & CHILDREN	 WOMEN	 FOOD DOLLARS REDEEMED	 FRUITS & VEGETABLES	 WIC FMNP
25	4,416	3,138	1,278	\$1,573,715	\$150,540	\$13,312
26	4,310	3,123	1,187	\$1,400,733	\$147,978	\$1,308
27	5,971	4,224	1,747	\$2,094,071	\$198,176	\$12,524
28	4,198	2,993	1,205	\$1,411,423	\$152,283	—
29	10,372	7,419	2,953	\$3,802,291	\$374,874	\$14,944
30	4,888	3,484	1,404	\$1,725,909	\$179,827	\$17,152
31	1,060	791	269	\$407,293	\$37,363	\$6,540
32	4,297	3,176	1,121	\$1,143,682	\$123,003	\$736
33	3,792	2,721	1,071	\$1,301,676	\$147,213	\$5,616
34	3,508	2,504	1,004	\$1,433,741	\$157,458	\$11,180
35	2,134	1,553	581	\$776,438	\$75,893	\$668
36	796	530	266	\$183,321	\$18,332	\$1,268
37	5,380	3,906	1,474	\$1,802,162	\$182,727	\$17,700
38	9,946	7,223	2,723	\$3,076,585	\$318,963	\$5,852
39	2,922	2,111	811	\$1,043,512	\$101,230	\$1,400
40	3,683	2,666	1,017	\$1,283,019	\$148,504	\$7,224
41	1,697	1,203	494	\$565,042	\$60,913	\$644
42	5,140	3,744	1,396	\$1,732,256	\$193,853	\$3,852
43	1,588	1,103	485	\$524,285	\$53,828	\$2,064
44	391	291	100	\$145,803	\$14,733	\$1,288
45	1,389	993	396	\$456,826	\$44,883	\$896
46	2,095	1,470	625	\$687,312	\$77,826	\$1,556
47	10,204	7,363	2,841	\$3,750,874	\$375,871	—
48	—	—	—	—	—	\$5,148
49	7,924	5,606	2,318	\$2,749,346	\$315,238	\$13,788
Idaho, Oregon, Unknown, Compliance Buys:	—	—	—	—	—	\$1,284
<b>STATEWIDE TOTAL</b>	<b>210,994</b>	<b>152,316</b>	<b>58,678</b>	<b>\$75,930,924</b>	<b>\$7,880,246</b>	<b>\$293,180</b>

This report is based on the location of the WIC clinic where participants were seen and where the WIC checks were issued. (It doesn't include incomplete and missing data. DOH did not analyze the level of incomplete or missing data. Data errors may occur when staff do not enter complete and accurate information.) **TOTAL PARTICIPANTS** is the number of women, infants, and children participating in WIC during FFY20. A participant is counted only once per clinic in the counties where they received services, even if they were in multiple categories. Due to factors such as participants relocation, approximately 4.6% participants are likely counted as participating in more than one county. **FOOD DOLLARS REDEEMED** includes all food purchased by WIC participants during FFY20 except the WIC Farmers Market Nutrition Program (FMNP) fresh fruits and vegetables, which is a separate grant. **FRUITS & VEGETABLES** dollars are a subset of total food dollars redeemed. Neither include FMNP dollars. **WIC FMNP** includes dollars spent at authorized farmers markets and farm stores, and does not include other WIC dollars. Revenue is based on grower's location. FMNP redemption period is between June 1 to October 31, 2020. For more details, contact [WICDataRequests@doh.wa.gov](mailto:WICDataRequests@doh.wa.gov).

This institution is an equal opportunity provider.  
**Washington WIC Nutrition Program does not discriminate.**  
 To request this document in another format, call 1-800-841-1410.  
 Deaf or hard of hearing customers, please call 711 (Washington Relay)  
 or email [WICDataRequests@doh.wa.gov](mailto:WICDataRequests@doh.wa.gov).