

Radon Testing in Schools

Autumn 2011
Mike Brennan
Office of Radiation Protection



PUBLIC HEALTH
ALWAYS WORKING FOR A SAFER AND
HEALTHIER WASHINGTON

Presentation

- Radon basics
- Testing
- Afterwards

If you have questions, ask



Radon

- Radioactive gas
- Odorless
- Colorless
- Tasteless
- Natural decay product of uranium in the soil



Radon Health Risk

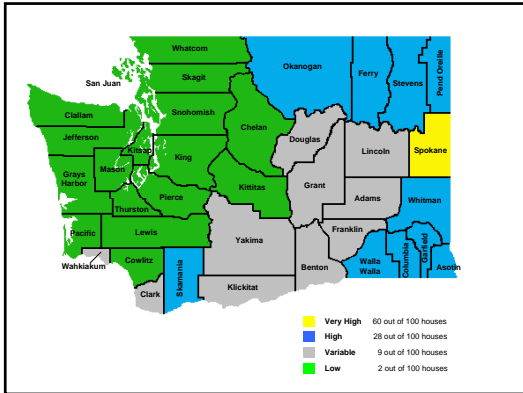
- CAN (not DOES) cause lung cancer
- Leading cause of lung cancer in nonsmokers
- Long latency time – usually decades
- Risk increases with the total amount breathed
- No other demonstrated health effects



Radon in Washington

- Some in the rocks and soil everywhere
- More in the rocks and soil in Eastern Washington
- LOTS in the rocks and soil around Spokane






Radon Testing

- Proactive
- Prepare
- Plan




Proactive

- If someone else tests, it will be worse
- Inform staff and families
 - Work information and testing into the curriculum
- Coordinate with outreach for home testing




Prepare

- Fix what needs fixing
 - If you make major changes you will have to test again
- Service the HVAC system
 - It's easier to not have a problem than explain how it was fixed by adjusting the air flow



Plan

- Who will do the testing?
- What type of test will be used?
- Where will the testing be done?
- When will the testing be done?



Afterwards

- Communicate
 - If the results are good, announce them
- Retest (if needed)
 - Explain what is happening and why
- Correct (if needed)
 - Be transparent
 - Use certified mitigators if possible
 - Call me



Conclusion

- It's not hard to do it right, but it's easy to do it wrong
- The more people know about something, the less likely they are to panic
- If you are ahead of the curve it seems all uphill, but if you are behind the curve it goes downhill fast



Questions?

Mike Brennan

mike.brennan@doh.wa.gov

360.236.3253

