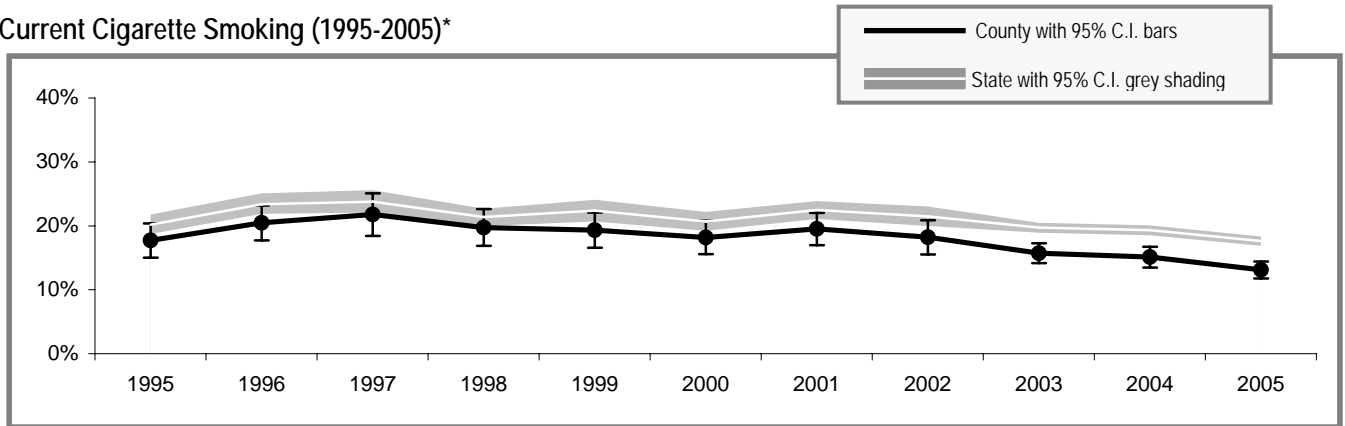


King County

King County

Adult Tobacco Use

Current Cigarette Smoking (1995-2005)*



* Smoking prevalence trend is based on English language surveys only. (Spanish language surveys began in 2003.)

Current Smoking (2005)**

	All adults
King County	13.3% (± 1.4%)
Washington State	17.5% (± 0.7%)

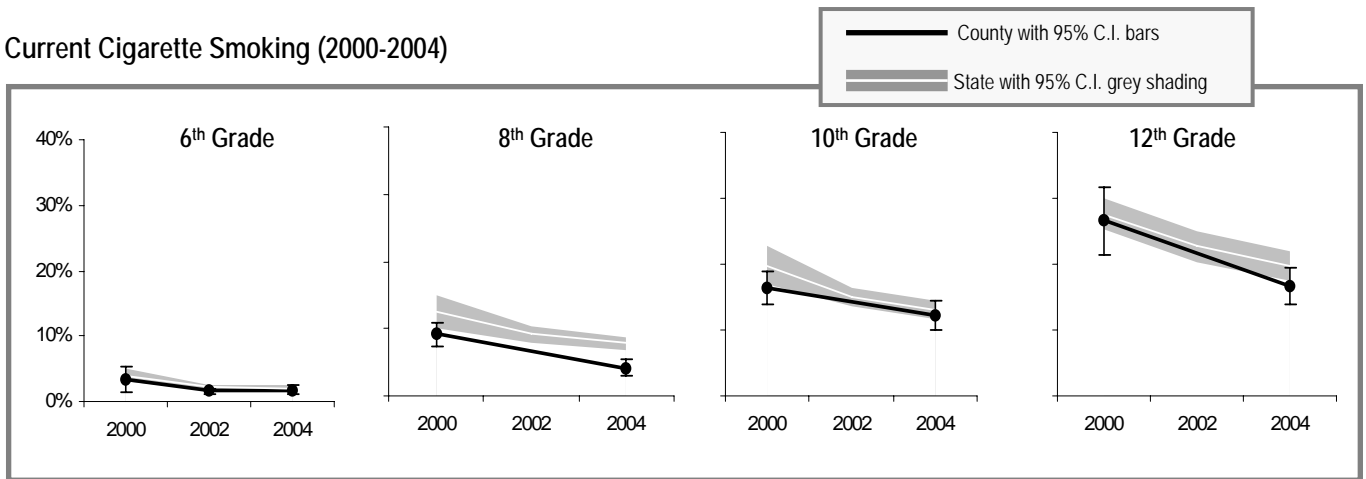
Current Smokeless Tobacco Use (2003-2005)**

	All adults	Males only
King County	1.8% (± 0.6%)	3.2% (± 1.2%)
Washington State	3.0% (± 0.3%)	5.8% (± 0.6%)

** Current smoking and smokeless prevalence include both English and Spanish language surveys.

Youth Tobacco Use

Current Cigarette Smoking (2000-2004)



Current Smoking (2004)

	All 10 th Graders
King County	12.2% (± 2.2%)
Region**	13.1% (± 1.6%)
Washington State	13.0% (± 1.4%)

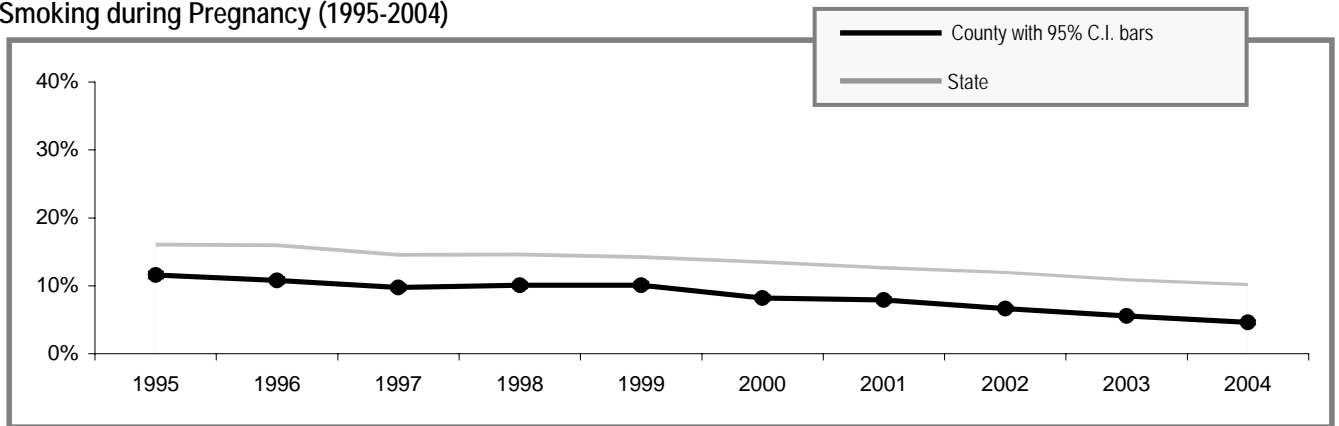
Current Smokeless Tobacco Use (2004)

	All 10 th Graders	10 th Grade Males only
King County	4.3% (± 1.0%)	7.2% (± 2.2%)
Region**	3.1% (± 0.8%)	6.9% (± 1.6%)
Washington State	4.9% (± 0.6%)	8.0% (± 1.2%)

** Region includes school districts in King, Kitsap (Bainbridge), and Pierce counties.

Tobacco Use by Pregnant Women

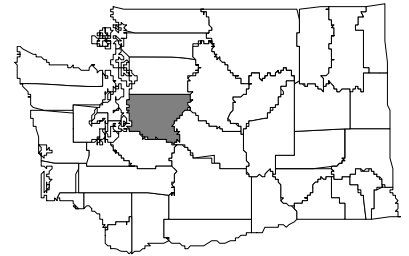
Smoking during Pregnancy (1995-2004)



People Affected in King County

2000 population: 1,737,034

- 179,200 adults smoke
- 23,700 adults use smokeless tobacco
- 1,330 infants are born annually to mothers who smoke during pregnancy
- 11,400 youth smoke
- 4,200 youth use smokeless tobacco
- 219,000 adults are exposed to secondhand smoke
- 22,200 youth are exposed to secondhand smoke
- 1,300 cancers diagnosed each year are smoking-related
- 2,100 adults die annually from smoking-related causes



Community Indicators for King County

- All restaurants and bars are now completely smokefree
- 87% of households have a ban on smoking (95% C.I. \pm 1%)
- 6% of retailers sold tobacco products to minors
- 30% of 10th graders say tobacco is "hard to get" (95% C.I. \pm 3%)
- 17 tobacco industry sampling event occurred in the past year – 3,146 samples were distributed
- 2,637 people called the Quitline in the past year
- 56% of smokers tried to quit in the past year (95% C.I. \pm 3%)
- 61% of tobacco users who had a healthcare visit in the past year were advised to quit by a healthcare professional (95% C.I. \pm 11%)
- 26% of tobacco users did not have a healthcare visit in the past year (95% C.I. \pm 9%)
- 29% of smokers who have health insurance say that their insurance covers help in quitting smoking, such as counseling or nicotine patches (95% C.I. \pm 5%)
- 34% of smokers with health insurance do not know if it covers help in quitting smoking (95% C.I. \pm 5%)

Priorities for Tobacco Prevention and Control

- Preventing Youth from Initiating Tobacco Use
- Increasing Tobacco Cessation
- Eliminating Exposure to Secondhand Smoke
- Identifying and Eliminating Tobacco-Related Disparities in High Risk Groups

Local Contact Information:

Roger Valdez
phone: 206-296-7613
fax: 206-296-0177
email: roger.valdez@metrokc.gov

Public Health Seattle King County
999 Third Avenue, Suite 900
Seattle, WA 98104
website: www.metrokc.gov/health/tobacco/