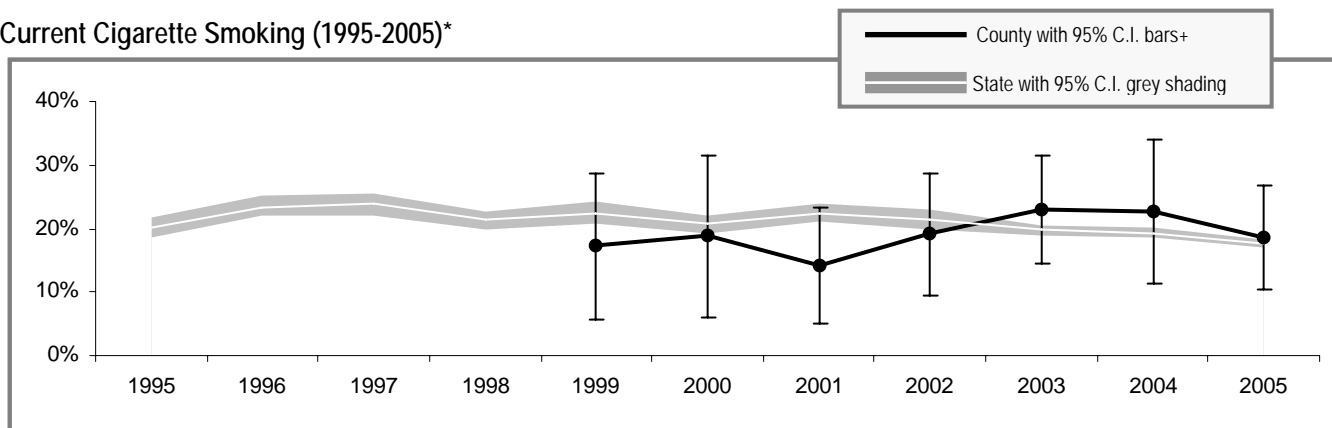


Skamania County

Skamania County

Adult Tobacco Use

Current Cigarette Smoking (1995-2005)*



* Smoking prevalence trend is based on English language surveys only. (Spanish language surveys began in 2003.)
 + County prevalence is a 5-year rolling average through 2002; starting in 2003 smoking prevalence is based on single-year data.

Current Smoking (2005)**

	All adults
Skamania County	18.4% (± 8.2%)
Washington State	17.5% (± 0.7%)

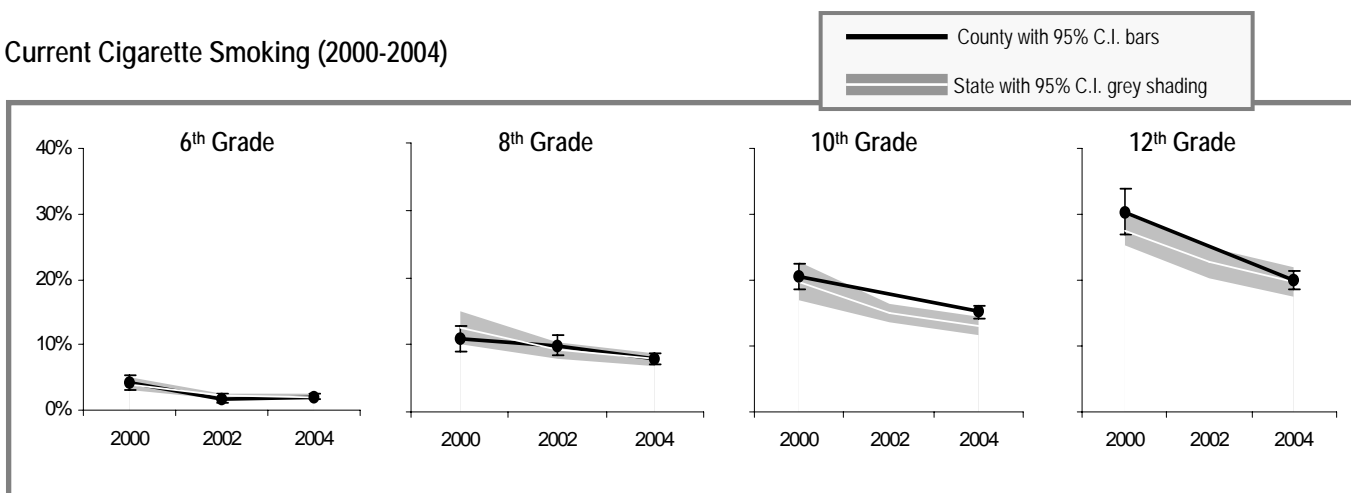
Current Smokeless Tobacco Use (2003-2005)**

	All adults	Males only
Skamania County	3.9% (± 2.3%)	8.0% (± 4.7%)
Washington State	3.0% (± 0.3%)	5.8% (± 0.6%)

** Current smoking and smokeless prevalence include both English and Spanish language surveys.

Youth Tobacco Use

Current Cigarette Smoking (2000-2004)



Note: Regional prevalence is shown in this graph because county information was unavailable for two or more grades or years.

Current Smoking (2004)

	All 10 th Graders
Skamania County	NA
Region**	15.2% (± 1.0%)
Washington State	13.0% (± 1.4%)

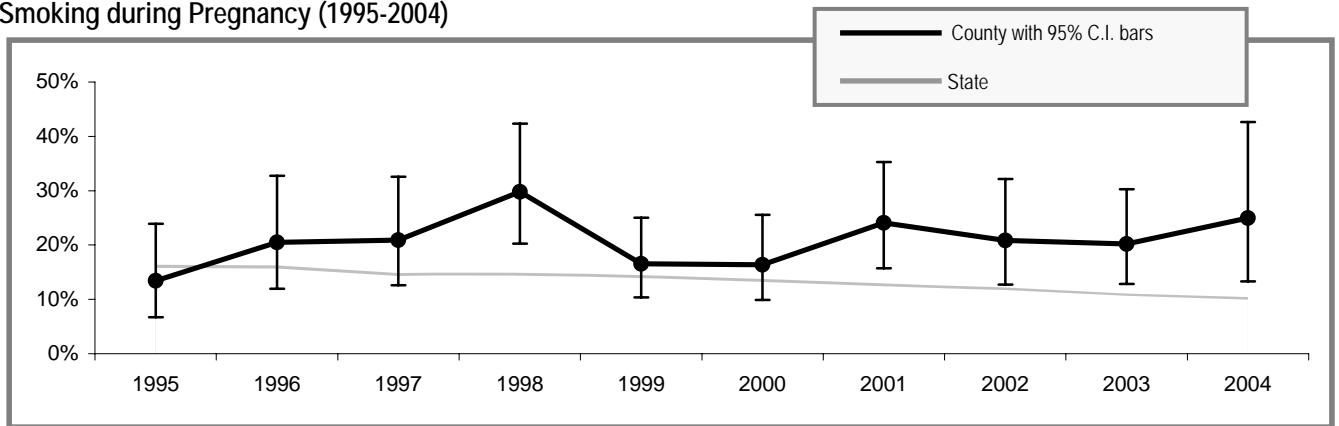
Current Smokeless Tobacco Use (2004)

	All 10 th Graders	10 th Grade Males only
Skamania County	NA	NA
Region**	3.9% (± 0.2%)	9.7% (± 1.2%)
Washington State	4.9% (± 0.6%)	8.0% (± 1.2%)

** Region includes school districts in Clark, Cowlitz, Klickitat, Pacific Skamania, and Wahkiakum counties.

Tobacco Use by Pregnant Women

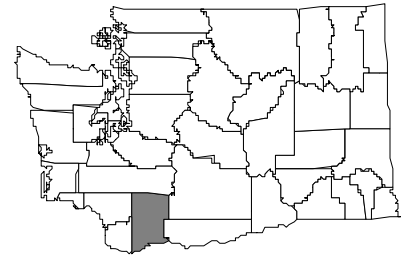
Smoking during Pregnancy (1995-2004)



People Affected in Skamania County

2000 population: 9,872

- 1,300 adults smoke
- 300 adults use smokeless tobacco
- 20 infants are born annually to mothers who smoke during pregnancy
- 100 youth smoke
- 40 youth use smokeless tobacco
- 1,500 adults are exposed to secondhand smoke
- 200 youth are exposed to secondhand smoke
- 10 cancers diagnosed each year are smoking-related
- 10 adults die annually from smoking-related causes



Community Indicators for Skamania County

- All restaurants and bars are now completely smokefree
- 86% of households have a ban on smoking (95% C.I. \pm 3%)
- 11% of retailers sold tobacco products to minors
- 39% of 10th graders say tobacco is "hard to get" (95% C.I. \pm 2%)
- 3 tobacco industry sampling event occurred in the past year – 70 samples were distributed
- 35 people called the Quitline in the past year
- 56% of smokers tried to quit in the past year (95% C.I. \pm 14%)
- 59% of tobacco users who had a healthcare visit in the past year were advised to quit by a healthcare professional (95% C.I. \pm 10%)
- 32% of tobacco users did not have a healthcare visit in the past year (95% C.I. \pm 10%)
- 19% of smokers who have health insurance say that their insurance covers help in quitting smoking, such as counseling or nicotine patches (95% C.I. \pm 8%)
- 51% of smokers with health insurance do not know if it covers help in quitting smoking (95% C.I. \pm 12%)

Priorities for Tobacco Prevention and Control

- Preventing Youth from Initiating Tobacco Use
- Increasing Tobacco Cessation
- Eliminating Exposure to Secondhand Smoke
- Identifying and Eliminating Tobacco-Related Disparities in High Risk Groups

Local Contact Information:

Jonnie Hyde
phone: 360-397-8122
fax: 360-397-8424
email: Jonnie.Hyde@clark.wa.gov

Clark County Health Department
PO Box 9825
Vancouver, WA 98668
website: