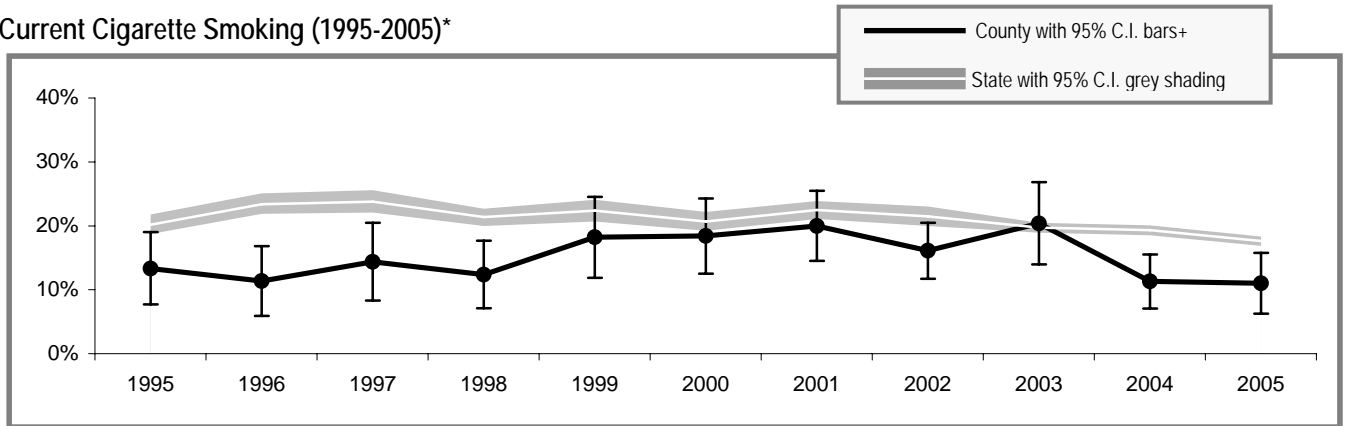


Walla Walla County

Walla Walla County

Adult Tobacco Use

Current Cigarette Smoking (1995-2005)*



* Smoking prevalence trend is based on English language surveys only. (Spanish language surveys began in 2003.)
 + County prevalence is a 5-year rolling average through 2002; starting in 2003 smoking prevalence is based on single-year data.

Current Smoking (2005)**

	All adults
Walla Walla County	10.1% (± 4.4%)
Washington State	17.5% (± 0.7%)

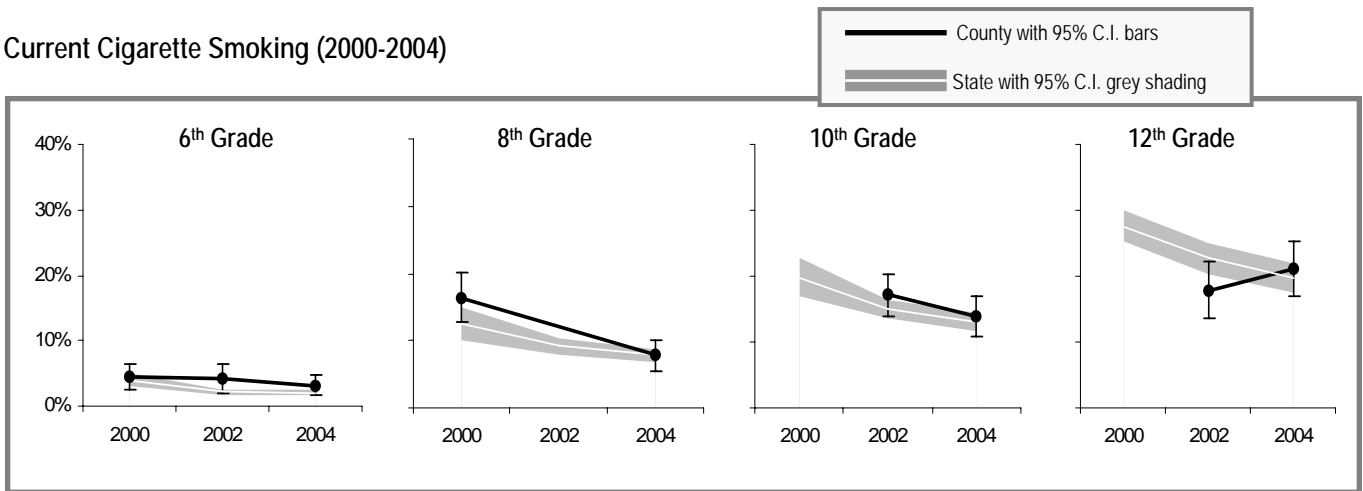
Current Smokeless Tobacco Use (2003-2005)**

	All adults	Males only
Walla Walla County	3.1% (± 1.7%)	5.4% (± 3.3%)
Washington State	3.0% (± 0.3%)	5.8% (± 0.6%)

** Current smoking and smokeless prevalence include both English and Spanish language surveys.

Youth Tobacco Use

Current Cigarette Smoking (2000-2004)



Current Smoking (2004)

	All 10 th Graders
Walla Walla County	13.8% (± 3.1%)
Region**	14.8% (± 1.6%)
Washington State	13.0% (± 1.4%)

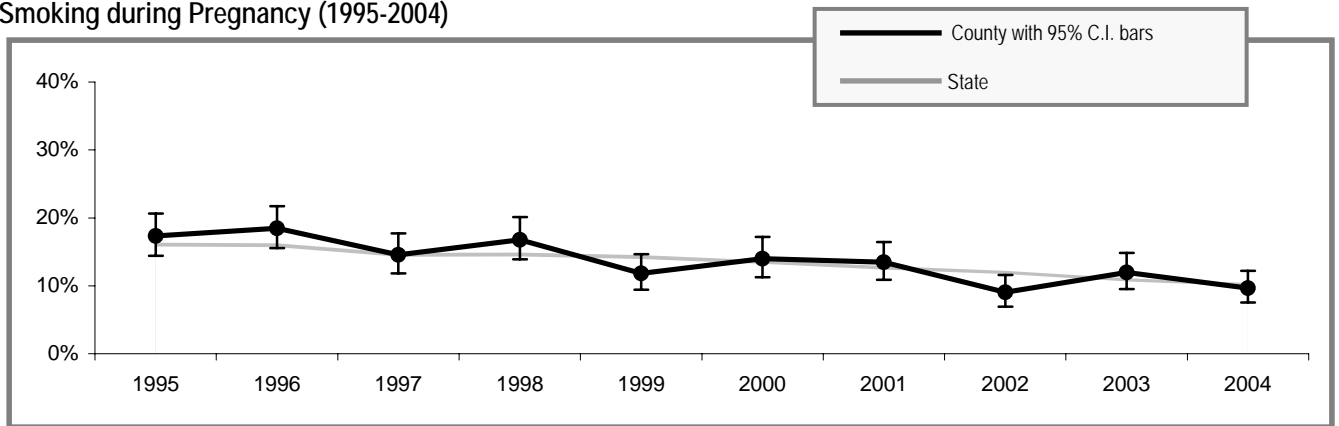
Current Smokeless Tobacco Use (2004)

	All 10 th Graders	10 th Grade Males only
Walla Walla County	5.0% (± 2.0%)	9.7% (± 3.9%)
Region**	4.0% (± 0.4%)	10.9% (± 2.0%)
Washington State	4.9% (± 0.6%)	8.0% (± 1.2%)

** Region includes school districts in Adams (Othello), Asotin, Benton, Columbia, Franklin, Garfield and Walla Walla counties.

Tobacco Use by Pregnant Women

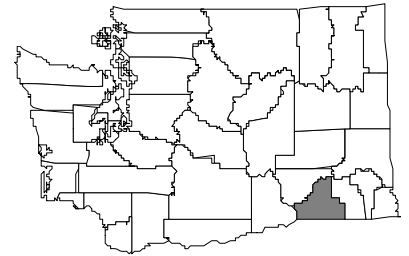
Smoking during Pregnancy (1995-2004)



People Affected in Walla Walla County

2000 population: 55,180

- 4,200 adults smoke
- 1,300 adults use smokeless tobacco
- 80 infants are born annually to mothers who smoke during pregnancy
- 600 youth smoke
- 200 youth use smokeless tobacco
- 5,800 adults are exposed to secondhand smoke
- 500 youth are exposed to secondhand smoke
- 50 cancers diagnosed each year are smoking-related
- 100 adults die annually from smoking-related causes



Community Indicators for Walla Walla County

- All restaurants and bars are now completely smokefree
- 88% of households have a ban on smoking (95% C.I. \pm 3%)
- 11% of retailers sold tobacco products to minors
- 43% of 10th graders say tobacco is "hard to get" (95% C.I. \pm 6%)
- 3 tobacco industry sampling event occurred in the past year – 718 samples were distributed
- 137 people called the Quitline in the past year
- 64% of smokers tried to quit in the past year (95% C.I. \pm 12%)
- 68% of tobacco users who had a healthcare visit in the past year were advised to quit by a healthcare professional (95% C.I. \pm 12%)
- 37% of tobacco users did not have a healthcare visit in the past year (95% C.I. \pm 15%)
- 25% of smokers who have health insurance say that their insurance covers help in quitting smoking, such as counseling or nicotine patches (95% C.I. \pm 12%)
- 36% of smokers with health insurance do not know if it covers help in quitting smoking (95% C.I. \pm 14%)

Priorities for Tobacco Prevention and Control

- Preventing Youth from Initiating Tobacco Use
- Increasing Tobacco Cessation
- Eliminating Exposure to Secondhand Smoke
- Identifying and Eliminating Tobacco-Related Disparities in High Risk Groups

Local Contact Information:

Susan Bassham
phone: 509-527-3290
fax: 509-527-3264
email: sbassham@co.walla-walla.wa.us

Walla Walla Health Department
PO Box 1753 - 310 West Poplar Street
Walla Walla, WA 99362-0346
website: