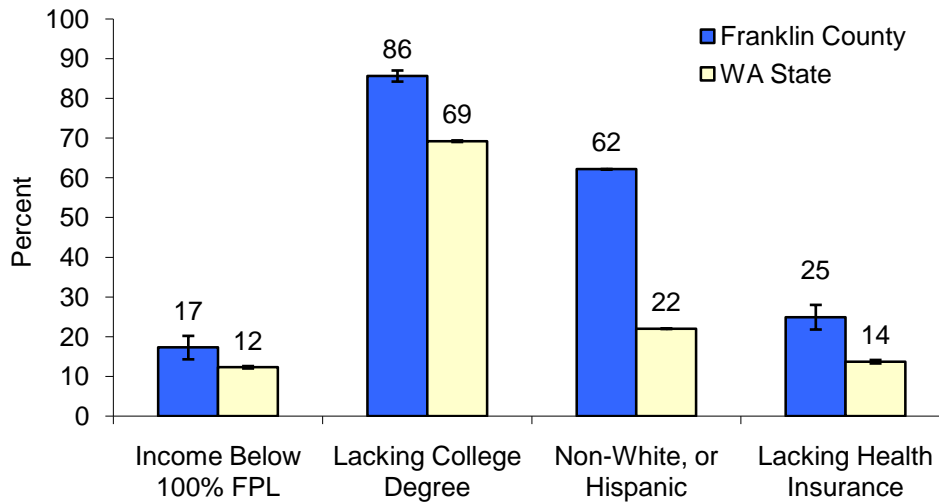


# Chronic Disease Profile

## Socio-demographic Risk Factors

Franklin County and Washington State Demographic Factors



### In Franklin County...

- One in six households have income less than the federal poverty level.<sup>1</sup>
- Six out of seven adults age 25 and older do not have a college degree.
- Almost two thirds of the population is non-white or Hispanic.
- A fourth of adults under age 65 have no medical insurance.

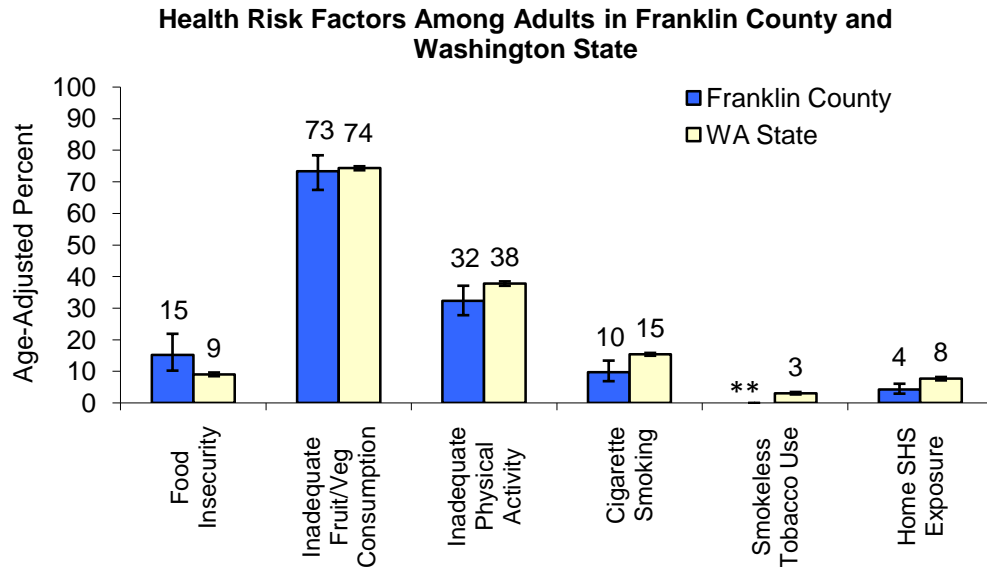
### Compared to Washington State...

- Franklin County has more people below poverty, fewer college graduates, more non-whites and Hispanics, and more uninsured than the state average.

1. Federal Poverty Level (FPL) is determined based on household income and household size. In 2009, FPL for a family of four was \$22,050.

Error bars show the 90 percent confidence intervals around the estimate. Confidence intervals are not given for OFM data. Data Sources: US Census Bureau, 2009 SAIPE-Small Area Income and Poverty Estimates (income) and 2005-2009 American Community Survey (education), WA OFM Office of Financial Management, 2009 population estimates (race/ethnicity); US Census Bureau 2007 SAIHE - Small Area Health Insurance Estimates. (health insurance).

## Adult Health Risk Factors



### In Franklin County...

- One out of seven households experience food insecurity.<sup>1</sup>
- Almost three fourths of adults do not eat enough fruits and vegetables.<sup>2</sup>
- A third of adults do not get adequate physical activity.<sup>3</sup>
- One out of 10 adults currently smokes cigarettes.
- \*\* Insufficient data to estimate smokeless tobacco use.
- Four percent of adults are exposed to secondhand smoke in the home.

### Compared to Washington State...

- More Franklin County adults experience food insecurity than the state average.
- Fewer adults in Franklin County smoke or are exposed to second hand smoke than the state average.
- There are no other statistically detectable differences.

1. Food Insecurity occurs when people run out of food, eat less, skip meals, or go hungry, or when they subsist on a nutrient poor diet, because they cannot afford to buy food.

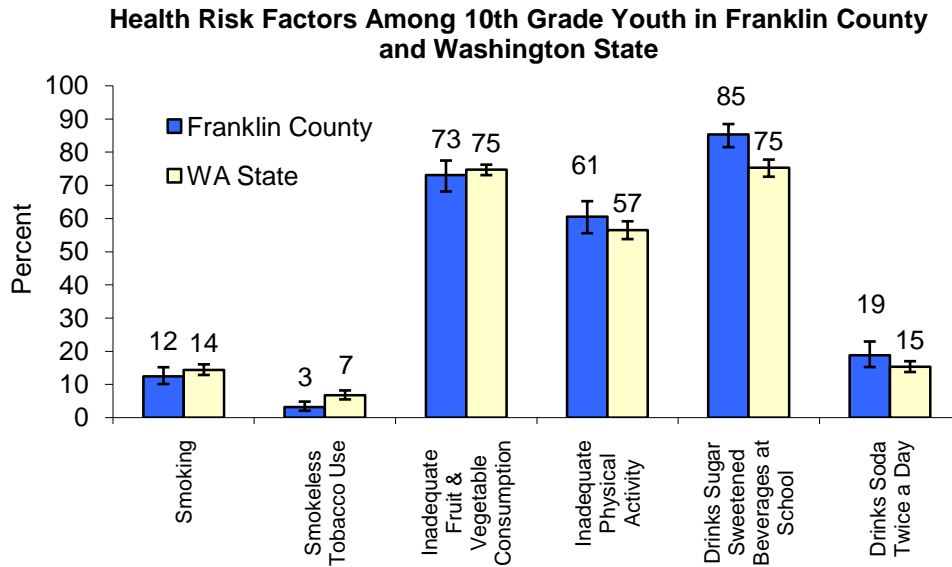
2. CDC recommends eating five servings of fruits and vegetables per day.

3. CDC recommends 30 min of moderate physical activity five times a week, or 20 minutes of vigorous physical activity three times a week for adults.

Error bars show the 95 percent confidence intervals around the estimate.

Data Source: WA Behavioral Risk Factor Surveillance System, 2007 (food insecurity), 2007&009 (nutrition, physical activity), 2007-2009 (smoking, second hand smoke) 2006-2008 (smokeless tobacco).

## Youth (10<sup>th</sup> grade) Health Risk Factors



### Franklin County 10<sup>th</sup> graders...

- One out of eight smokes.
- Three percent use smokeless tobacco.
- Almost three fourths do not eat enough fruits and vegetables.<sup>1</sup>
- Three out of five do not get enough physical activity.<sup>2</sup>
- Five out of six drink sugar sweetened beverages at school.<sup>3</sup>
- One out of five drinks soda two or more times a day.

### Compared to Washington State 10<sup>th</sup> graders...

- Fewer Franklin County 10th grade students use smokeless tobacco than the state average.
- More Franklin County 10th grade students drink sugar sweetened beverages in school than the state average.
- There are no other statistically detectable differences.

1. CDC recommends five servings of fruits and vegetables a day.

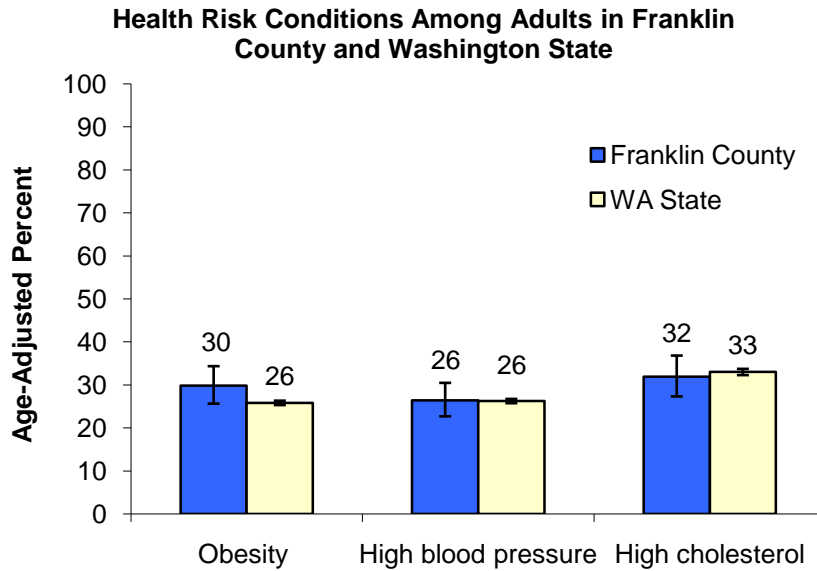
2. CDC recommends 60 minutes moderate or vigorous physical activity every day for youths.

3. Includes soda, fruit juice, sports drinks, kool-aid, etc.

Error bars show the 95percent confidence intervals around the estimate.

Data Source: WA Healthy Youth Survey, 2008.

## Adult Health Risk Conditions



### In Franklin County...

- Almost a third of adults are obese.<sup>1</sup>
- A fourth of adults have high blood pressure.<sup>2</sup>
- A third of adults have high cholesterol.<sup>2</sup>

### Compared to Washington State...

- There are no statistically detectable differences between Franklin County and Washington State.

1. Obesity in adults is defined as body mass index > 30 kg / m<sup>2</sup>.

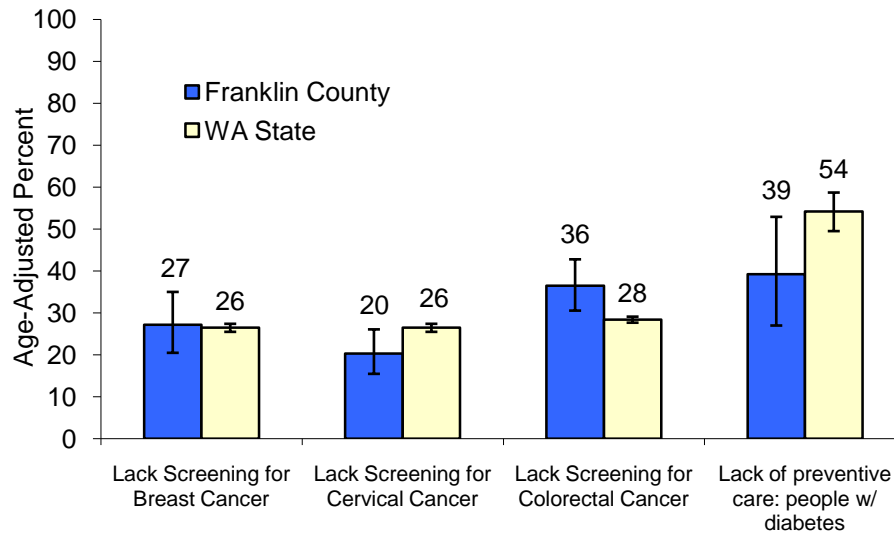
2. Self reported lifetime prevalence – Survey respondent answered “yes” to “have you ever been told by a health care professional that you have high blood pressure (or high cholesterol).”

Error bars show the 95percent confidence intervals around the estimate.

Data Source: WA Behavioral Risk Factor Surveillance System, 2007-2009 (Obesity), 2007&2009 (hypertension, cholesterol).

## Adult Preventive Care

**Preventive Care Among Adults in Franklin County and Washington State**



### In Franklin County...

- Over a fourth of women age 40 and over have not been screened for breast cancer.<sup>1</sup>
- One out of five women age 18 and over have not been screened for cervical cancer.<sup>1</sup>
- Over a third of men and women age 50 and over have not been screened for colorectal cancer.<sup>1</sup>
- Two out of five adults with diabetes have not received recommended preventive care.<sup>2</sup>

### Compared to Washington State...

- Fewer people in Franklin County get screened for colorectal cancer than the state average.
- There are no other statistically detectable differences.

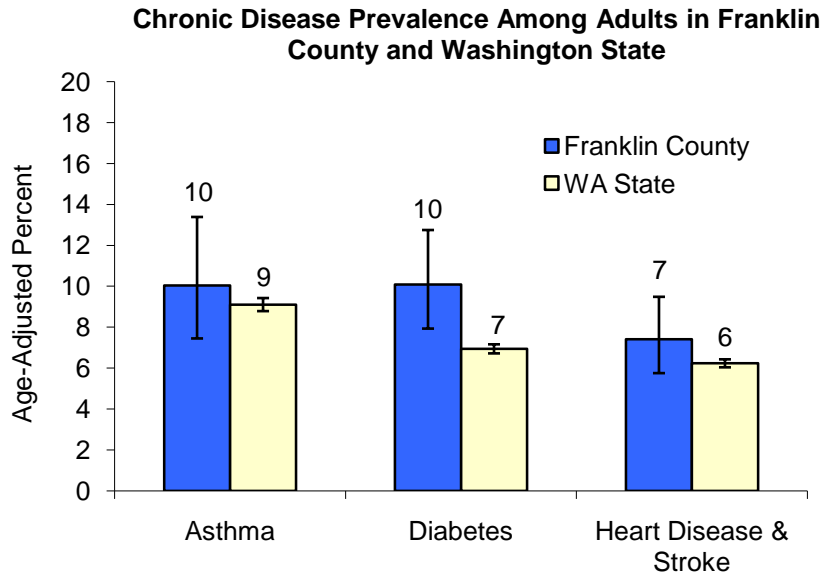
1. DOH recommends women aged 40+ should have a mammogram every two years, women 18+ should have a PAP test every three years, and men and women aged 50+ should have either a sigmoid colonoscopy or a fecal occult blood test every two years.

2. For people with diabetes, recommended preventive care includes annual foot exam, annual eye exam, and bi-annual hemoglobin A1c test.

Error bars show the 95percent confidence intervals around the estimate.

Data Source: WA Behavioral Risk Factor Surveillance System, 2006&2008 (cancer screening) 2007-2009 (diabetes preventive care).

## Adult Chronic Disease Rates



### In Franklin County...

- One in 10 adults has asthma.<sup>1</sup>
- One in 10 adults has diabetes.<sup>1</sup>
- One in 14 adults has had a heart attack, coronary heart disease, angina, or stroke.<sup>1</sup>

### Compared to Washington State...

- More Franklin County adults have diabetes than the state average.
- There are no other statistically detectable differences.

Cancer incidence rates are available from the Washington State Cancer Registry  
<https://fortress.wa.gov/doh/wscr/>

1. Self reported lifetime prevalence – Survey respondent answered “yes” to “have you ever been told by a health care professional that you have asthma (or diabetes, stroke, etc).

Error bars show the 95percent confidence intervals around the estimate.

Data Source: WA Behavioral Risk Factor Surveillance System, 2007-2009 (asthma, diabetes, heart disease and stroke),

## Appendix: Data Sources & Definitions

The following provides a brief description of each data system and definitions of technical terms used in this report. Data represented in this profile were obtained from a variety of sources. Analyses for this report were completed using Intercooled Stata 10.0. Some estimates were obtained from previously published reports.

### **DATA SYSTEMS:**

#### **Population Data**

Population data were taken from U.S. Census Bureau. The primary constitutional purpose of the census is the apportionment of congressional seats. The Census Bureau also serves as a source of data about the nation's people and economy. The American Community Survey (ACS) is an annual survey of the US population education, income, employment, and other socioeconomic factors. Small area estimates at county or census tract level are produced by combining 5 years of ACS data. The Small Area Income and Poverty Estimate (SAIPE) and the Small Area Health Insurance Estimate (SAHIE) are produced annually to provide up-to-date estimates of poverty and health coverage.

- Data related to income and health insurance were obtained from the 2008 US Census Bureau Small Area Income and Poverty Estimate (SAIPE) and the 2007 Small Area Health Insurance Estimate (SAHIE). For more information on the SAIPE go to: <http://www.census.gov>
- Data related to education were obtained from the US Census Bureau American Community Survey (ACS) 2005-2009. For more information on the ACS, go to: <http://www.census.gov>
- Data related to race/ethnicity were obtained from the Washington State Office of Financial Management (OFM). Washington State OFM produces intercensal county population estimates by age, sex, and race / ethnicity. For more information go to the OFM Population web site: <http://www.ofm.wa.gov/pop/default.asp>

#### **Behavioral Risk Factor Surveillance System**

The Behavioral Risk Factor Surveillance System (BRFSS) is an annual telephone survey that provides indicators of health risk behavior, preventive practices, attitudes, health care use and access, and prevalence of selected diseases in Washington. BRFSS was first implemented in Washington State in 1987, and is supported in part by the national Centers for Disease Control and Prevention. The survey includes a sample of English or Spanish (since 2003) speaking adults age 18 years and older in households with landline telephones. Interviews are conducted in English or Spanish, by a survey firm under contract to the Department of Health (DOH), following survey administration protocols established by Centers for Disease Control and Prevention (CDC).

The data are weighted to represent all adults. The data may underestimate some health behaviors associated with populations speaking neither English nor Spanish, transient populations, institutionalized persons, and military personnel in military housing. Due to the nature of self-reported data, there may be some underestimation of risk factors that are seen as socially unacceptable.

- For more information on Washington State BRFSS, go to: [http://www.doh.wa.gov/EHSPHL/CHS/CHS-Data/brfss/brfss\\_homepage.htm](http://www.doh.wa.gov/EHSPHL/CHS/CHS-Data/brfss/brfss_homepage.htm)
- For technical notes on the Washington State BRFSS, go to: [http://www.doh.wa.gov/EHSPHL/CHS/CHS-Data/brfss/brfss\\_keypoints.htm](http://www.doh.wa.gov/EHSPHL/CHS/CHS-Data/brfss/brfss_keypoints.htm)
- For more information on national BRFSS, go to: <http://www.cdc.gov/brfss>

### **Healthy Youth Survey Data**

The Washington State Healthy Youth Survey (HYS) is a school-based survey of students in grades 6<sup>th</sup>, 8<sup>th</sup>, 10<sup>th</sup> and 12<sup>th</sup> in a random sample of public schools in Washington State. It is administered every other year during class time and contains questions about behaviors that result in unintentional and intentional injury (e.g., seat belt use, fighting and weapon carrying); physical activity and dietary behaviors (e.g., fruit and vegetable consumption); alcohol, tobacco, and other drug use; and related risk and protective factors. The survey includes items from the CDC-sponsored Youth Risk Behavior Survey (YRBS) and Youth Tobacco Survey, the National Institute on Drug Abuse-sponsored Monitoring the Future survey, and the Social Development Research Group's Risk and Protective Factor Assessment instrument.

In 2008, 32,531 students participated in the Healthy Youth Survey and contributed to the statewide results. In addition, 165,781 students participated and contributed to local level results for counties, educational service districts, school districts and school buildings.

- For more information on the HYS, go to: <http://www.doh.wa.gov/healthyouth/default.htm>
- For technical notes on the HYS, go to: <http://www.doh.wa.gov/healthyouth/technical/>

School-based surveys may underestimate risk behaviors associated with youth who drop out of school or do not attend school. Due to the self-reported nature of the data, certain behaviors may be under-reported.

### **DEFINITIONS**

**Hispanic Origin:** Persons of Hispanic Origin used by the Census Bureau refers to “the ancestry, nationality group, lineage, or country of birth of the person or the person’s parents or ancestors before their arrival in the United States.” Persons of Hispanic Origin have their origins in a Hispanic or Spanish-speaking country such as Mexico, Cuba, Puerto Rico, or the Spanish-speaking countries of Central or South America, regardless of race. The Behavioral Risk Factor Surveillance System (BRFSS) and the Healthy Youth Survey (HYS) treats Hispanic as an ethnic group. For additional Washington State guidelines for using racial and ethnic groups in data analysis, go to: [http://www.doh.wa.gov/data/guidelines/REGL2010\\_1.htm](http://www.doh.wa.gov/data/guidelines/REGL2010_1.htm)

**95% Confidence intervals:** Sometimes called the “margin of error.” Commonly used with survey data to account for the differences in estimates that are due to random factors or chance. Confidence intervals are typically expressed as a range between an upper and lower value which will contain the population or “true” prevalence 95% of the time.

**Statistically detectable: Also known as “Statistically significant”.** An observed difference between two populations is determined to be statically detectable (significant) if it is unlikely to have occurred randomly or by chance. If there is more than about a 5% probability that the differences we see are just due to chance, we say that there is no statistically detectable (or significant) difference.

**Age-Adjusted:** Age-adjustment allows for comparisons between two or more populations that differ in their age distribution. This is particularly important for age-related diseases like diabetes. Age adjustment calculates what the percentages would be if both populations had the same age distribution.

**Insufficient Data:** In our reporting of county-level data we suppressed rates and frequencies that fell below certain criteria to protect confidentiality of individuals, and reduce problems with data reliability. If 10 or fewer respondents reported a condition, or if there were 50 or fewer total respondents, we report “insufficient data.”