

Family Violence

Publicly funded services to address Family Violence are described in services sections on Emergency/Temporary Housing, Juvenile Rehabilitation Services, and School-Based Health Centers. In addition, the DOH Injury and Violence Prevention Program addresses Family Violence.

Family violence, which includes child abuse and intimate partner violence, is prevalent, and often difficult to measure. In this section, a variety of data sources are relied upon. Abuse can be physical, emotional, sexual, and economic. While existing data are helpful in understanding the prevalence of abuse, more data are needed to understand health disparities.

Child Abuse

Child Protective Services Referrals

- Only a portion of child abuse is reported to Child Protective Services (CPS). In 2006, 41,455 children were referred to Child Protective Services (CPS) for a rate of 27 per 1,000 children under age 18 (unduplicated data). Rates for 2004-2006 combined were highest in children ages 0-5 and among American Indian/Alaska Native children. Because states report cases differently, national comparisons are not possible.¹

History of Child Abuse

- Based on adults survey data from the Behavioral Risk Factor Surveillance (BRFSS), females are over twice as likely as males to report a history of childhood sexual abuse. In 2004, about 20 percent of Washington women (ages 18 and over) and 8 percent of men reported a history of sexual abuse as a child.²
- Males and females report similar childhood physical abuse. About 12 percent of men and 10 percent of women reported physical abuse as a child.²

Family Violence: Violence or abuse of any type, perpetrated by one family member against another family member. Includes both child abuse and intimate partner violence.

- In 2006, about 16 percent of Washington 8th graders, 21-23 percent of 10th and 12th graders reported they had been physically abused by an adult at some point in their lives. Girls were more likely than boys to report abuse.³

Intimate Partner Violence

Crime in Washington

- In 2006, there were 37,716 domestic violence offenses (including 59 homicides) reported in Washington State. This accounted for about 10 percent of all crimes reported in the state. This number does not include the additional 12,267 reported violations of protection orders.⁴
- Between January 1, 1997 and June 30, 2006, 359 Washington state residents were killed by domestic violence abusers or their associates. About 62 percent of the women who were murdered in Washington during this time period were killed by their current or former husband or boyfriend. Almost a third of the abusers who committed homicides during this time committed homicide-suicides.⁵

Youth Dating Violence^c

- In 2006, about 7 percent of 8th graders and 12-13 percent of 10th and 12th graders reported a boyfriend or girlfriend had limited their activities or made them feel unsafe. There were no differences by gender (Data not shown).³
- In 2006, about 6 percent of Washington 8th graders and 10 percent of 10th and 12th graders reported a boyfriend or girlfriend had hit or physically hurt them in the past

12 months. Boys were more likely to report being hurt than girls in grades 8 and 12 only.³

- Nationally in 2005, about 9 percent of 10th graders and 11 percent of 12th graders reported a boyfriend or girlfriend had hit or physically hurt them in the past 12 months.⁶

Pregnancy Violence

- From 2004-2006, the percentage of pregnant Washington women reporting physical abuse by their husband or partner before or during pregnancy was about 5 percent. The prevalence of women reporting psychological abuse (being threatened, frightened, controlled or forced to have sex) by their husband or partner before or during their pregnancy was 8 percent. The prevalence of women reporting any physical or psychological abuse was 11 percent.⁷
- In Washington State, physical abuse or psychological abuse around the time of pregnancy were more likely to be reported by younger women, Medicaid recipients, or women with less than 12 years of education.⁷
- In 2004-2006, 72 percent of pregnant Washington women reported being asked by their provider about domestic violence during pregnancy.⁷
- Younger women, less educated women, women on Medicaid were significantly more likely to report a health care worker had asked them if someone was hurting them emotionally or physically.⁷

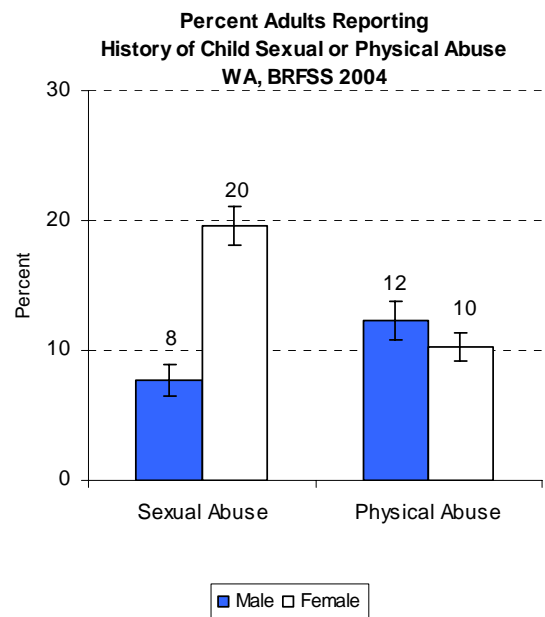
Healthy People 2010⁸

- The Healthy People 2010 objective is to reduce the rate of physical assault by current or former intimate partners to 3.3

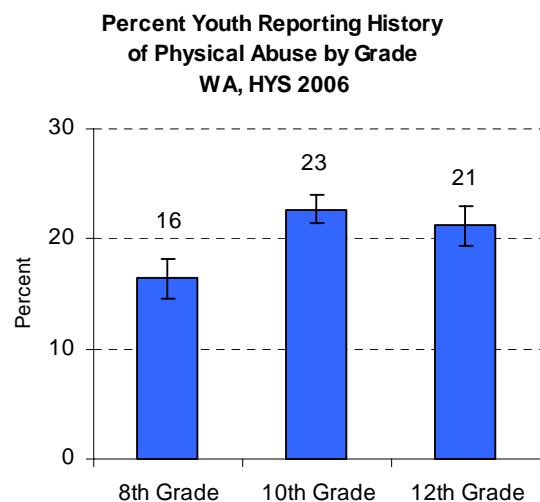
physical assaults per 1,000 persons ages 12 years and older.

- The Healthy People 2010 objective is to reduce maltreatment to 10.3 per 1,000 children under age 18 years, and maltreatment fatalities of children to 1.4 per 1,000 children under the age of 18 years.

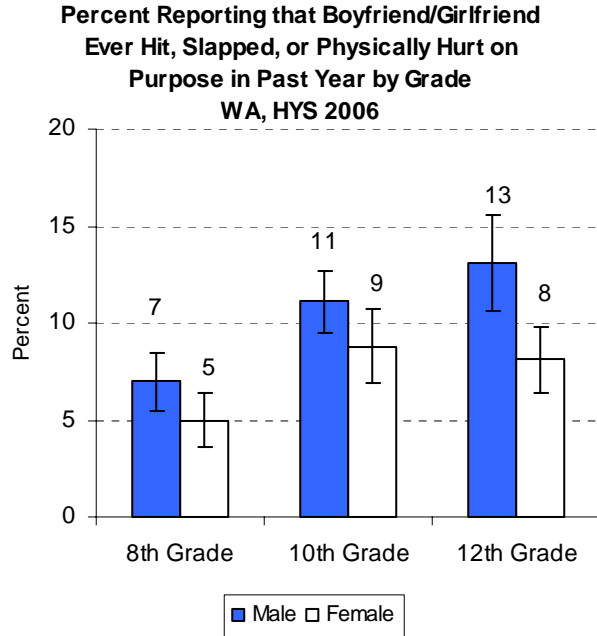
History of Child Abuse: Adult Reported²



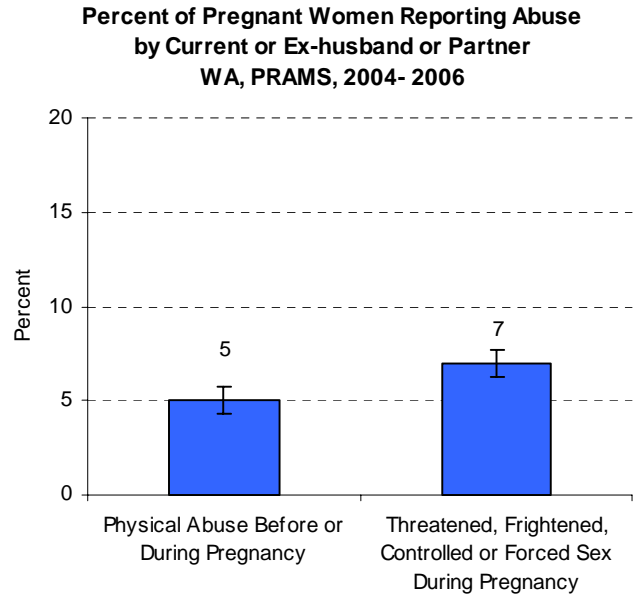
History of Child Abuse: Youth Reported³



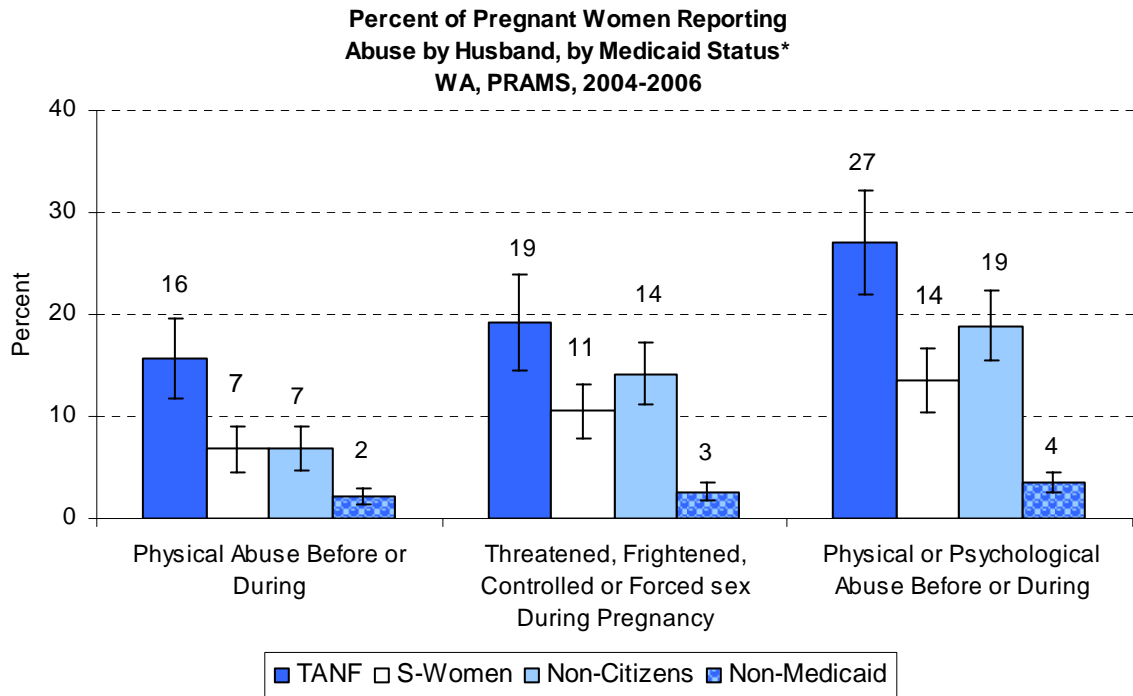
Dating Violence: Youth Reported³



Intimate Partner Violence: Pregnant Women^{7,a}



Intimate Partner Violence: Pregnant Women by Medicaid^{7,a,b}



* Medicaid women received maternity care paid for by Medicaid. They are divided into three major subgroups (from highest to lowest socioeconomic status): **S-Women** - those women who are citizens and eligible to receive Medicaid because they are pregnant and have incomes at or below 185 percent FPL, **TANF** - those women who are very low income (generally < 50 percent FPL) and receive cash assistance (TANF) in addition to Medicaid, and **Non-Citizens** - those women who are not citizens and are eligible to receive Medicaid because they are pregnant and have incomes at or below 185 percent FPL. Non-citizens are not eligible for TANF although their incomes are often lower than women on TANF. All three Medicaid groups have incomes below most Non-Medicaid women.

Data Sources

1. Washington State Department of Health. Washington State Injury and Violence Prevention Guide, 2008. Data source: Washington Department of Social and Health Services. DOH Injury and Violence Prevention Guide. Accessed August 2008 at: <http://www.doh.wa.gov/hsqa/emstrauma/injury/pubs/icpg/DOH530090ChldAb.pdf>
2. Behavioral Risk Factor Surveillance System (BRFSS), Washington State Department of Health, 2004.
3. Washington State Healthy Youth Survey 2006. Washington State Office of Superintendent of Public Instruction, Department of Health, Department of Social and Health Services, and Department of Community, Trade, and Economic Development and RMC Research Corporation.
4. Washington Association of Sheriffs and Police Chiefs: *Crime in Washington 2006 Report*. Accessed August 2008 at: <http://www.waspc.org/index.php?c=Crime%20Statistics>.
5. Starr K and Fawcett J. If I Had One More Day... Findings and Recommendations from the Washington State Domestic Violence Fatality Review for the Washington State Coalition Against Domestic Violence. December 2006. Accessed July 2008 at: <http://www.wscadv.org/resourcesAlpha.cfm?aId=CA55878A-C298-58F6-0DFF60379C5FD1B2>
6. Department of Health and Human Services, Center for Disease Control and Prevention, National Center for Chronic Disease Prevention and Health Promotion. Youth Risk Behavior Surveillance System (YRBSS). Website: <http://www.cdc.gov/mmwr/PDF/SS/SS5505.pdf>
7. Washington Pregnancy Risk Assessment Monitoring System (PRAMS) data, Washington State Department of Health, 2004-2006.
8. Department of Health and Human Services (US). Healthy People 2010: Understanding and Improving Health. 2nd edition. Washington, DC: US Government Printing Office; November 2000.

Endnotes

- a. The PRAMS questions included in the definition of physical violence were:
 - During the 12 months before you got pregnant, did an ex-husband or ex-partner push, hit, slap, kick, choke, or physically hurt you in any other way?
 - During the 12 months before you got pregnant, were you physically hurt in any way by your husband or partner?
 - During your most recent pregnancy, did an ex-husband or ex-partner push, hit, slap, kick, choke, or physically hurt you in any other way?
 - During your most recent pregnancy, were you physically hurt in any way by your husband or partner?The PRAMS questions included in the definition of being threatened, frightened, controlled or forced to have sex were:
 - During your most recent pregnancy (check yes or no)--
 - Your husband or partner threatened you or made you feel unsafe in some way
 - You were frightened for safety of yourself or your family because of anger or threats made by your husband or partner.
 - Your husband or partner tried to control your daily activities, for example, controlling who you could talk to or where you could go.
 - Your husband or partner forced you to take part in sexual activity when you did not want to (including touch that made you uncomfortable).
- b. The source for the Medicaid designations used is the Washington State Department of Social and Health Services First Steps Database.
- c. Significance from the Healthy Youth Survey is based on chi-square testing with significance at $p < 0.05$.