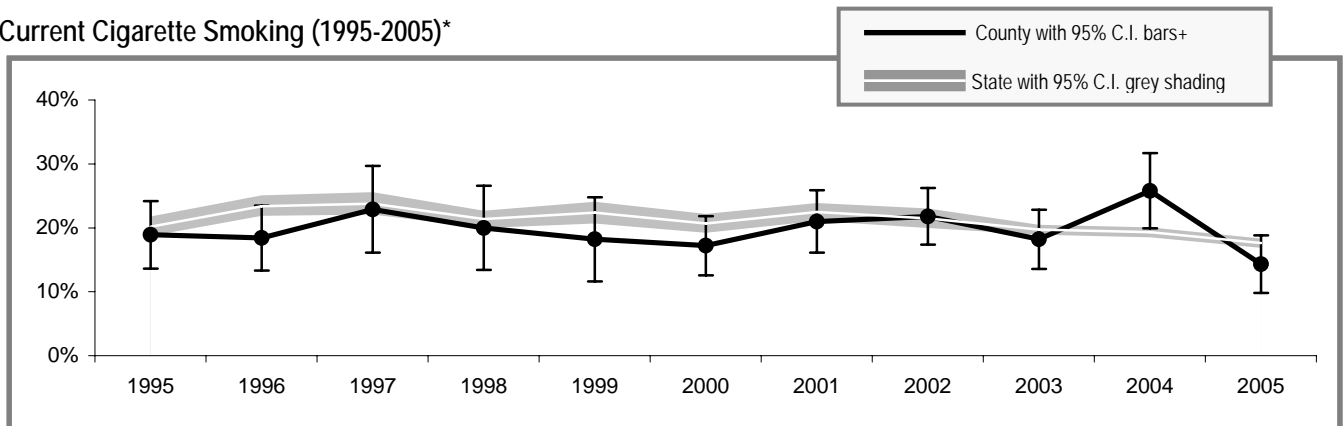


Benton County

Benton County

Adult Tobacco Use

Current Cigarette Smoking (1995-2005)*



* Smoking prevalence trend is based on English language surveys only. (Spanish language surveys began in 2003.)
 + County prevalence is a 3-year rolling average through 2002; starting in 2003 smoking prevalence is based on single-year data.

Current Smoking (2005)**

	All adults
Benton County	13.9% (± 4.4%)
Washington State	17.5% (± 0.7%)

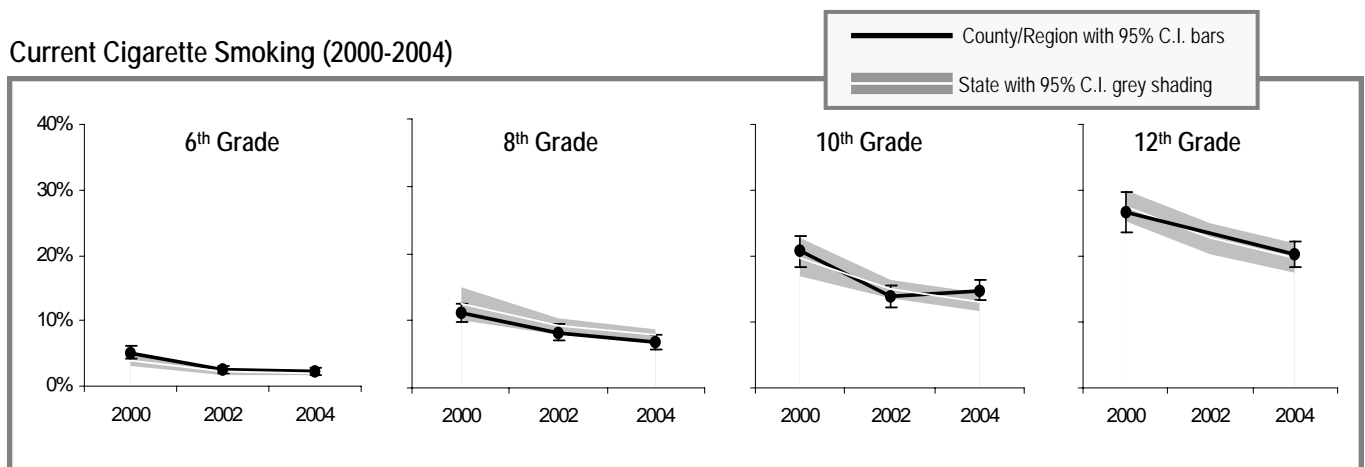
Current Smokeless Tobacco Use (2003-2005)**

	All adults	Males only
Benton County	3.8% (± 2.3%)	7.5% (± 4.6%)
Washington State	3.0% (± 0.3%)	5.8% (± 0.6%)

** Current smoking and smokeless prevalence include both English and Spanish language surveys.

Youth Tobacco Use

Current Cigarette Smoking (2000-2004)



Note: Regional prevalence is shown in this graph because county information was unavailable for two or more grades or years.

Current Smoking (2004)

	All 10 th Graders
Benton County	15.9% (± 2.2%)
Region**	14.8% (± 1.6%)
Washington State	13.0% (± 1.4%)

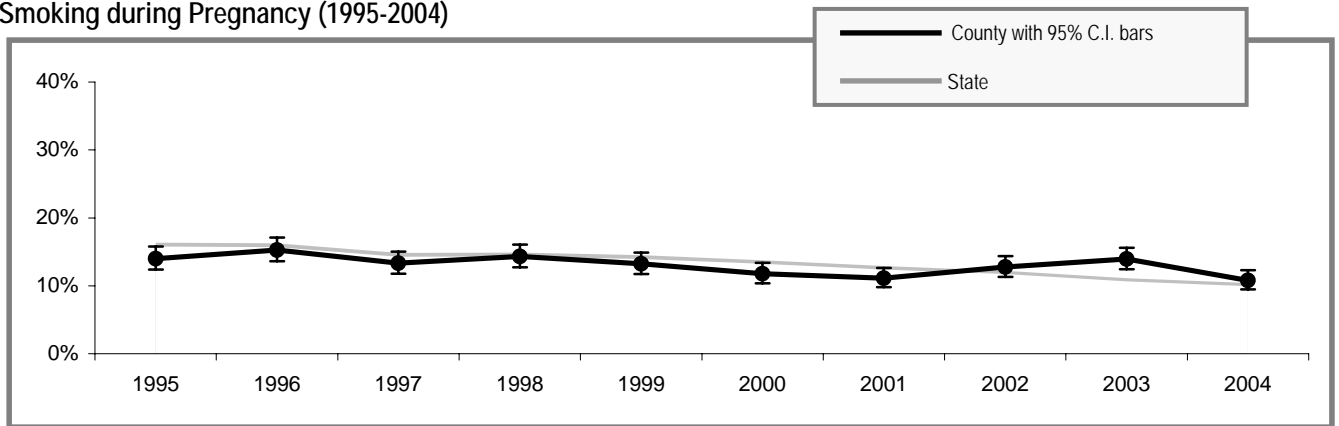
Current Smokeless Tobacco Use (2004)

	All 10 th Graders	10 th Grade Males only
Benton County	6.7% (± 1.6%)	11.5% (± 2.9%)
Region**	4.0% (± 0.4%)	10.9% (± 2.0%)
Washington State	4.9% (± 0.6%)	8.0% (± 1.2%)

** Region includes school districts in Adams (Othello), Asotin, Benton, Columbia, Franklin, Garfield and Walla Walla counties.

Tobacco Use by Pregnant Women

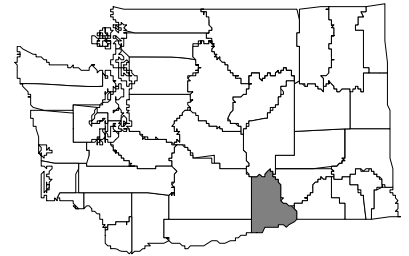
Smoking during Pregnancy (1995-2004)



People Affected in Benton County

2000 population: 142,475

- 13,900 adults smoke
- 3,800 adults use smokeless tobacco
- 260 infants are born annually to mothers who smoke during pregnancy
- 1,700 youth smoke
- 700 youth use smokeless tobacco
- 18,600 adults are exposed to secondhand smoke
- 2,400 youth are exposed to secondhand smoke
- 100 cancers diagnosed each year are smoking-related
- 200 adults die annually from smoking-related causes



Community Indicators for Benton County

- All restaurants and bars are now completely smokefree
- 87% of households have a ban on smoking (95% C.I. \pm 3%)
- 0% of retailers sold tobacco products to minors
- 36% of 10th graders say tobacco is "hard to get" (95% C.I. \pm 4%)
- 3 tobacco industry sampling event occurred in the past year – 1,846 samples were distributed
- 466 people called the Quitline in the past year
- 61% of smokers tried to quit in the past year (95% C.I. \pm 8%)
- 68% of tobacco users who had a healthcare visit in the past year were advised to quit by a healthcare professional (95% C.I. \pm 12%)
- 37% of tobacco users did not have a healthcare visit in the past year (95% C.I. \pm 15%)
- 20% of smokers who have health insurance say that their insurance covers help in quitting smoking, such as counseling or nicotine patches (95% C.I. \pm 10%)
- 40% of smokers with health insurance do not know if it covers help in quitting smoking (95% C.I. \pm 12%)

Priorities for Tobacco Prevention and Control

- Preventing Youth from Initiating Tobacco Use
- Increasing Tobacco Cessation
- Eliminating Exposure to Secondhand Smoke
- Identifying and Eliminating Tobacco-Related Disparities in High Risk Groups

Local Contact Information:

Amy Ward
phone: 509-374-8742
email: admin@tobaccofree.net

Tobacco-Free Benton and Franklin Counties
401 N Young Street, Suite C
Kennewick, WA 99336
website: <http://www.tobacco-free.net/>