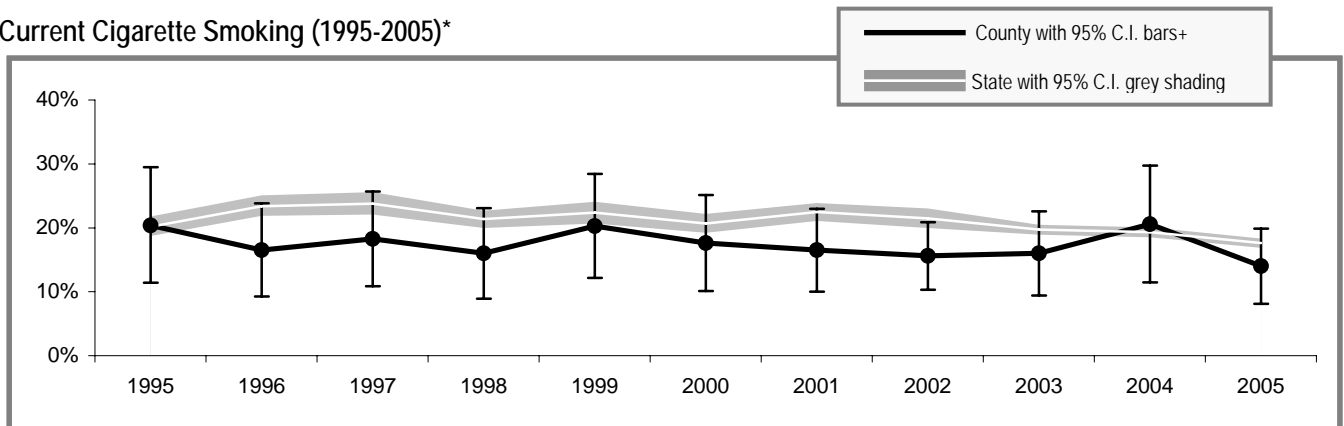


Franklin County

Franklin County

Adult Tobacco Use

Current Cigarette Smoking (1995-2005)*



* Smoking prevalence trend is based on English language surveys only. (Spanish language surveys began in 2003.)
 + County prevalence is a 5-year rolling average through 2002; starting in 2003 smoking prevalence is based on single-year data.

Current Smoking (2005)**

	All adults
Franklin County	13.3% (± 5.4%)
Washington State	17.5% (± 0.7%)

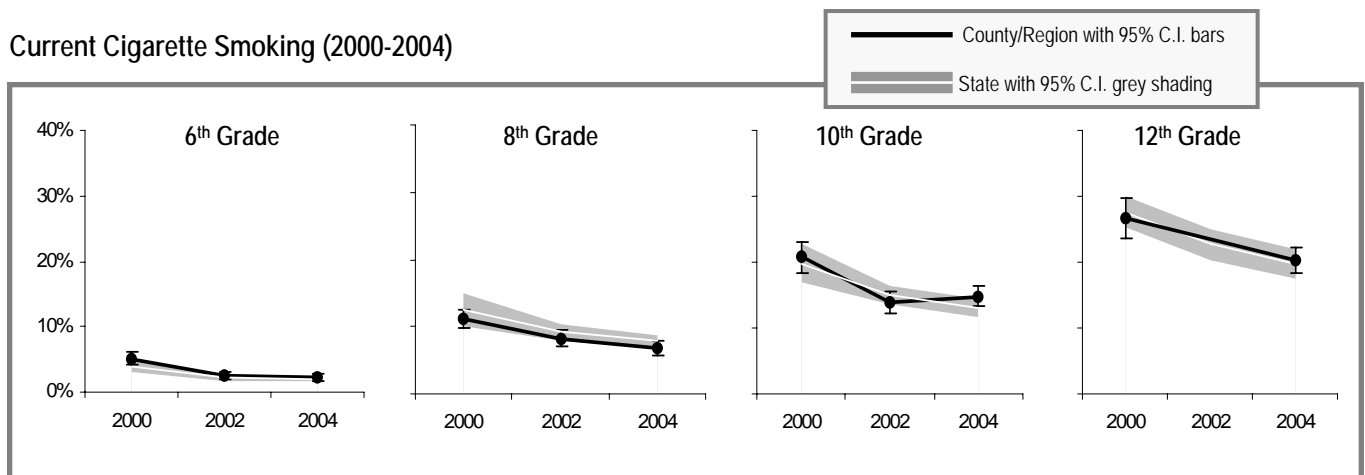
Current Smokeless Tobacco Use (2003-2005)**

	All adults	Males only
Franklin County	1.6% (± 1.1%)	3.1% (± 2.1%)
Washington State	3.0% (± 0.3%)	5.8% (± 0.6%)

** Current smoking and smokeless prevalence include both English and Spanish language surveys.

Youth Tobacco Use

Current Cigarette Smoking (2000-2004)



Note: Regional prevalence is shown in this graph because county information was unavailable for two or more grades or years.

Current Smoking (2004)

	All 10 th Graders
Franklin County	NA
Region**	14.8% (± 1.6%)
Washington State	13.0% (± 1.4%)

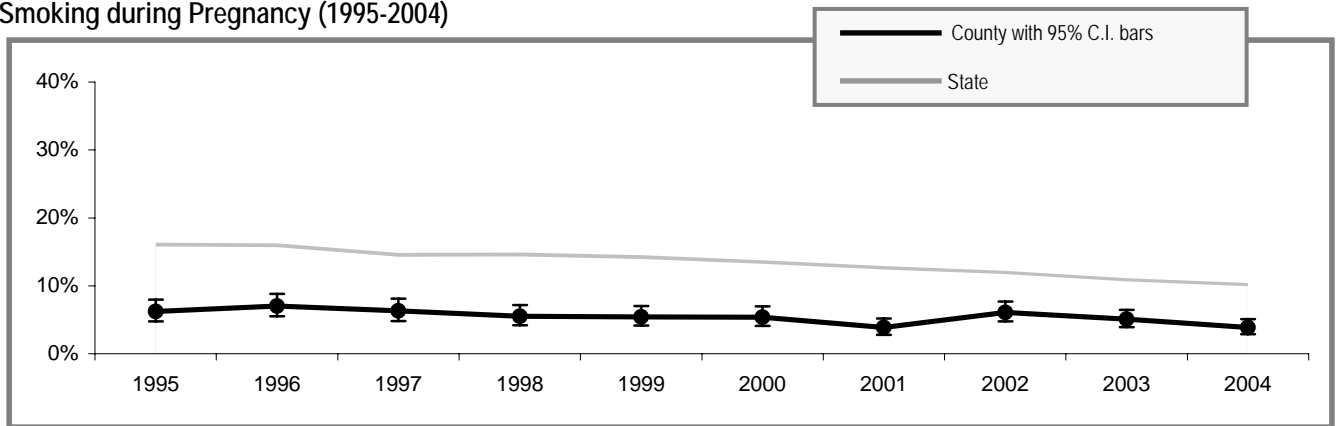
Current Smokeless Tobacco Use (2004)

	All 10 th Graders	10 th Grade Males only
Franklin County	NA	NA
Region**	4.0% (± 0.4%)	10.9% (± 2.0%)
Washington State	4.9% (± 0.6%)	8.0% (± 1.2%)

** Region includes school districts in Adams (Othello), Asotin, Benton, Columbia, Franklin, Garfield and Walla Walla counties.

Tobacco Use by Pregnant Women

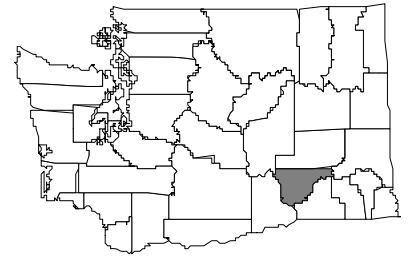
Smoking during Pregnancy (1995-2004)



People Affected in Franklin County

2000 population: 49,347

- 4,300 adults smoke
- 500 adults use smokeless tobacco
- 60 infants are born annually to mothers who smoke during pregnancy
- 600 youth smoke
- 300 youth use smokeless tobacco
- 4,500 adults are exposed to secondhand smoke
- 500 youth are exposed to secondhand smoke
- 30 cancers diagnosed each year are smoking-related
- 50 adults die annually from smoking-related causes



Community Indicators for Franklin County

- All restaurants and bars are now completely smokefree
- 89% of households have a ban on smoking (95% C.I. \pm 3%)
- 11% of retailers sold tobacco products to minors
- 50% of 10th graders say tobacco is "hard to get" (95% C.I. \pm 3%)
- 5 tobacco industry sampling event occurred in the past year – 1,201 samples were distributed
- 125 people called the Quitline in the past year
- 48% of smokers tried to quit in the past year (95% C.I. \pm 13%)
- 68% of tobacco users who had a healthcare visit in the past year were advised to quit by a healthcare professional (95% C.I. \pm 12%)
- 37% of tobacco users did not have a healthcare visit in the past year (95% C.I. \pm 15%)
- 36% of smokers who have health insurance say that their insurance covers help in quitting smoking, such as counseling or nicotine patches (95% C.I. \pm 19%)
- 31% of smokers with health insurance do not know if it covers help in quitting smoking (95% C.I. \pm 14%)

Priorities for Tobacco Prevention and Control

- Preventing Youth from Initiating Tobacco Use
- Increasing Tobacco Cessation
- Eliminating Exposure to Secondhand Smoke
- Identifying and Eliminating Tobacco-Related Disparities in High Risk Groups

Local Contact Information:

Amy Ward
phone: 509-374-8742
email: admin@tobaccofree.net

Tobacco-Free Benton and Franklin Counties
401 N Young Street, Suite C
Kennewick, WA 99336
website: