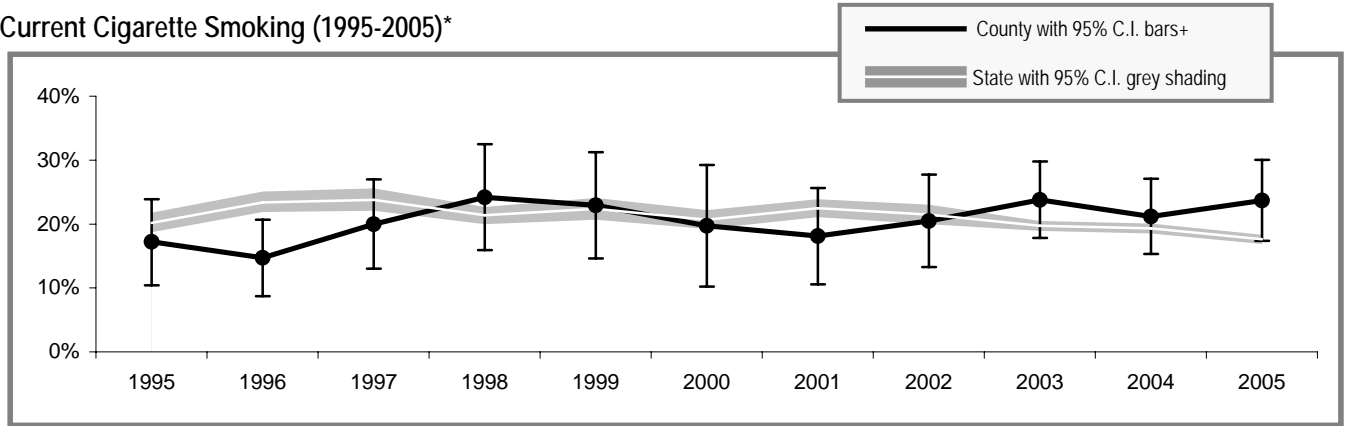


Grant County

Grant County

Adult Tobacco Use

Current Cigarette Smoking (1995-2005)\*



\* Smoking prevalence trend is based on English language surveys only. (Spanish language surveys began in 2003.)  
 + County prevalence is a 3-year rolling average through 2002; starting in 2003 smoking prevalence is based on single-year data.

Current Smoking (2005)\*\*

	<u>All adults</u>
Grant County	20.0% (± 5.5%)
Washington State	17.5% (± 0.7%)

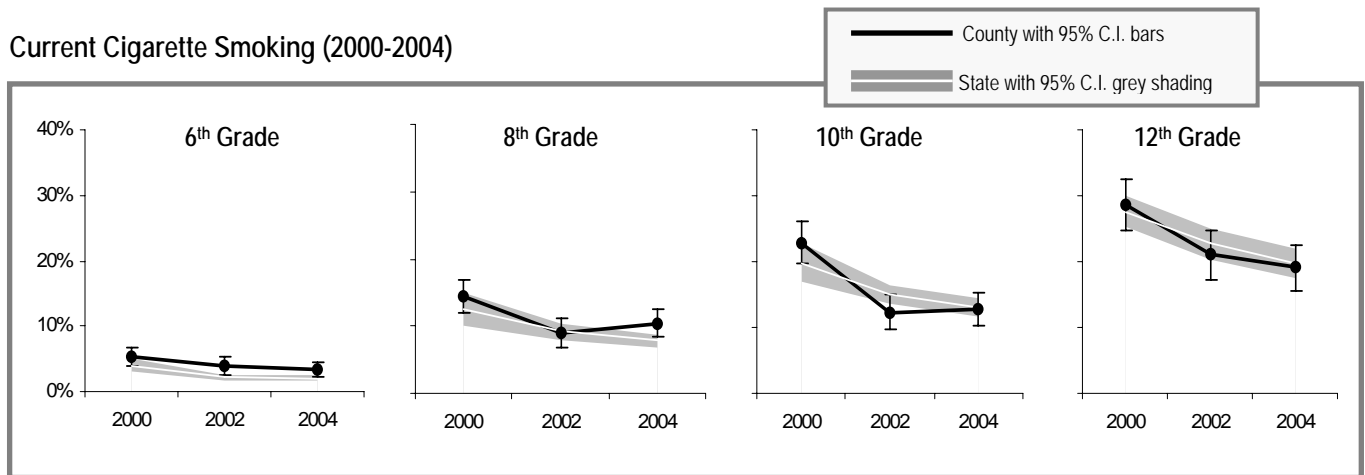
Current Smokeless Tobacco Use (2003-2005)\*\*

	<u>All adults</u>	<u>Males only</u>
Grant County	3.1% (± 1.9%)	5.1% (± 3.4%)
Washington State	3.0% (± 0.3%)	5.8% (± 0.6%)

\*\* Current smoking and smokeless prevalence include both English and Spanish language surveys.

Youth Tobacco Use

Current Cigarette Smoking (2000-2004)



Current Smoking (2004)

	<u>All 10<sup>th</sup> Graders</u>
Grant County	12.7% (± 2.5%)
Region**	13.5% (± 1.6%)
Washington State	13.0% (± 1.4%)

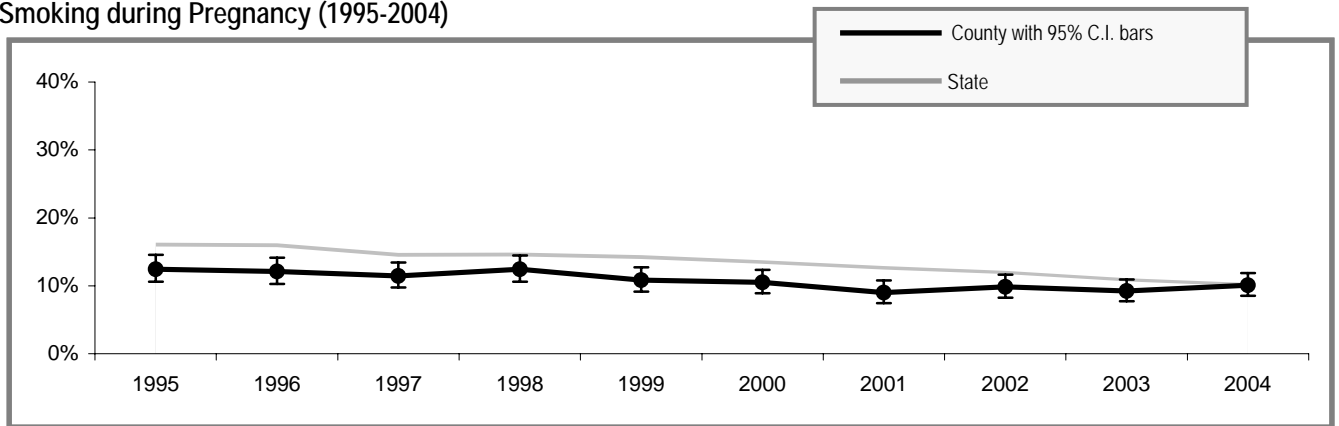
Current Smokeless Tobacco Use (2004)

	<u>All 10<sup>th</sup> Graders</u>	<u>10<sup>th</sup> Grade Males only</u>
Grant County	6.2% (± 2.0%)	10.9% (± 3.7%)
Region**	4.8% (± 0.4%)	10.8% (± 2.0%)
Washington State	4.9% (± 0.6%)	8.0% (± 1.2%)

\*\* Region includes school districts in Chelan, Douglas, Grant and Okanogan counties.

## Tobacco Use by Pregnant Women

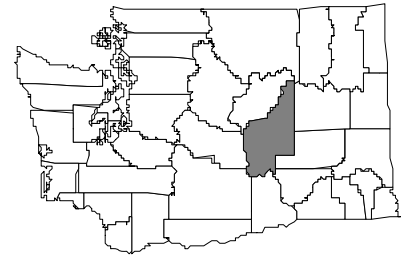
### Smoking during Pregnancy (1995-2004)



### People Affected in Grant County

2000 population: 74,698

- 10,200 adults smoke
- 1,600 adults use smokeless tobacco
- 130 infants are born annually to mothers who smoke during pregnancy
- 1,000 youth smoke
- 500 youth use smokeless tobacco
- 11,000 adults are exposed to secondhand smoke
- 1,100 youth are exposed to secondhand smoke
- 70 cancers diagnosed each year are smoking-related
- 100 adults die annually from smoking-related causes



### Community Indicators for Grant County

- All restaurants and bars are now completely smokefree
- 85% of households have a ban on smoking (95% C.I.  $\pm$  3%)
- 18% of retailers sold tobacco products to minors
- 44% of 10<sup>th</sup> graders say tobacco is "hard to get" (95% C.I.  $\pm$  5%)
- 1 tobacco industry sampling event occurred in the past year – 690 samples were distributed
- 179 people called the Quitline in the past year
- 55% of smokers tried to quit in the past year (95% C.I.  $\pm$  9%)
- 58% of tobacco users who had a healthcare visit in the past year were advised to quit by a healthcare professional (95% C.I.  $\pm$  10%)
- 30% of tobacco users did not have a healthcare visit in the past year (95% C.I.  $\pm$  9%)
- 19% of smokers who have health insurance say that their insurance covers help in quitting smoking, such as counseling or nicotine patches (95% C.I.  $\pm$  8%)
- 41% of smokers with health insurance do not know if it covers help in quitting smoking (95% C.I.  $\pm$  11%)

### Priorities for Tobacco Prevention and Control

- Preventing Youth from Initiating Tobacco Use
- Increasing Tobacco Cessation
- Eliminating Exposure to Secondhand Smoke
- Identifying and Eliminating Tobacco-Related Disparities in High Risk Groups

#### Local Contact Information:

Alana Tebow  
phone: 509-766-7960  
fax: 509-766-6519  
email: atebow@granthealth.org

Grant County Health District  
1038 W Ivy Avenue  
Moses Lake, WA 98837  
website: