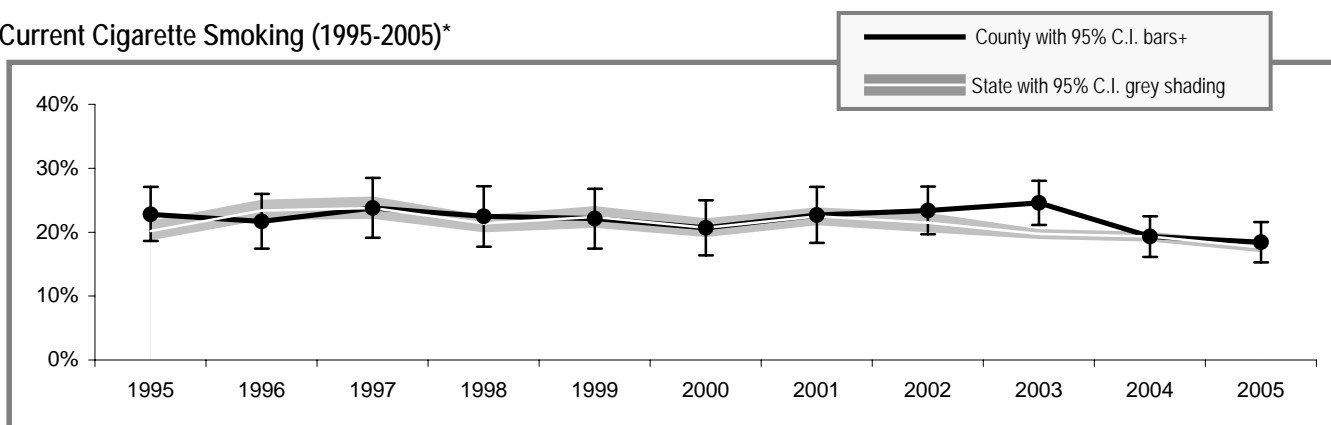


Kitsap County

Kitsap County

Adult Tobacco Use

Current Cigarette Smoking (1995-2005)*



* Smoking prevalence trend is based on English language surveys only. (Spanish language surveys began in 2003.)
 + County prevalence is a 3-year rolling average through 2002; starting in 2003 smoking prevalence is based on single-year data.

Current Smoking (2005)**

	<i>All adults</i>
Kitsap County	18.4% (± 3.1%)
Washington State	17.5% (± 0.7%)

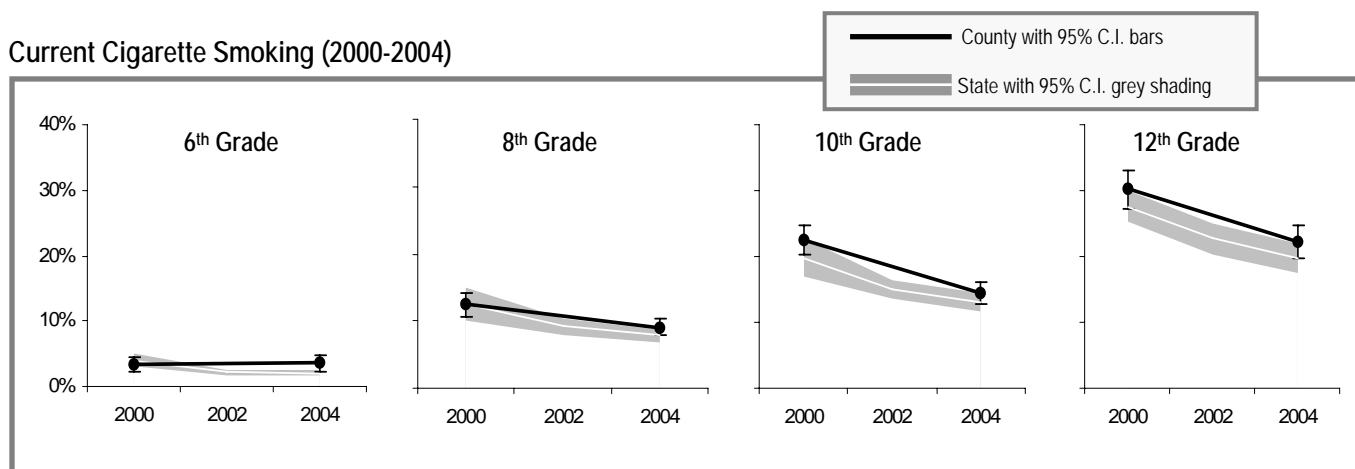
Current Smokeless Tobacco Use (2003-2005)**

	<i>All adults</i>	<i>Males only</i>
Kitsap County	2.4% (± 0.9%)	4.4% (± 1.7%)
Washington State	3.0% (± 0.3%)	5.8% (± 0.6%)

** Current smoking and smokeless prevalence include both English and Spanish language surveys.

Youth Tobacco Use

Current Cigarette Smoking (2000-2004)



Note: Regional prevalence is shown in this graph because county information was unavailable for two or more grades or years.

Current Smoking (2004)

	<i>All 10th Graders</i>
Kitsap County	12.0% (± 1.8%)
Region**	14.5% (± 1.6%)
Washington State	13.0% (± 1.4%)

Current Smokeless Tobacco Use (2004)

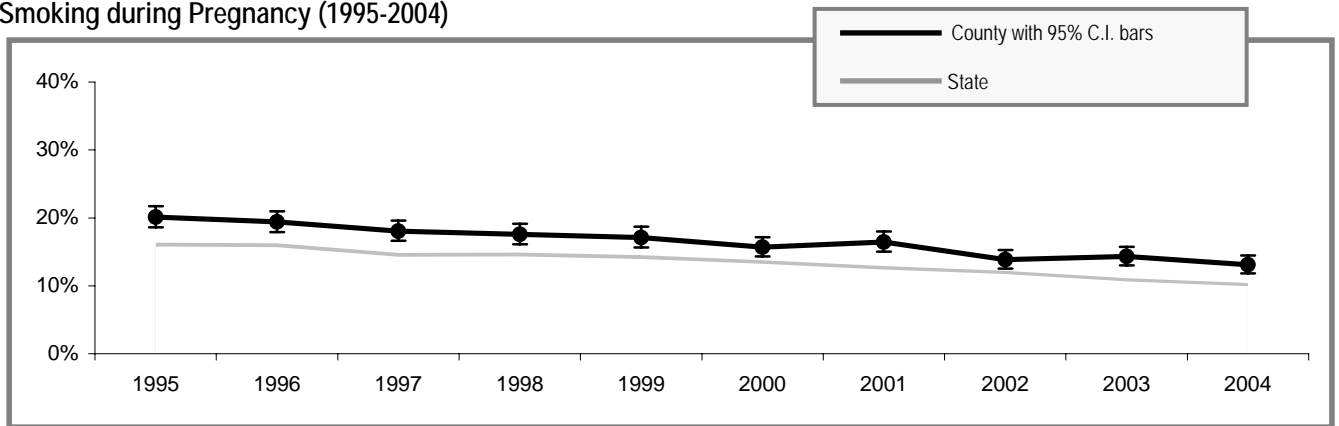
	<i>All 10th Graders</i>	<i>10th Grade Males only</i>
Kitsap County	1.9% (± 0.8%)	3.2% (± 1.4%)
Region**	4.0% (± 0.6%)	7.2% (± 1.8%)
Washington State	4.9% (± 0.6%)	8.0% (± 1.2%)

** Region includes school districts in Clallam, Jefferson, Kitsap, and Mason (North Mason) counties.

DATA SOURCES: ADULT TOBACCO USE – WA, DEPT OF HEALTH, BEHAVIORAL RISK FACTOR SURVEILLANCE SYSTEM (BRFSS); YOUTH TOBACCO USE – WA STATE HEALTHY YOUTH SURVEY (HYS); POPULATION ESTIMATES – OFFICE OF FINANCIAL MGMT(OFM), YEAR 2000 CENSUS; MATERNAL SMOKING DURING PREGNANCY – WA BIRTH CERT SYSTEM; TOBACCO-RELATED CANCER – WA STATE CANCER REGISTRY; ESTIMATED TOTAL DEATHS – WA DEATH CERT SYSTEM.

Tobacco Use by Pregnant Women

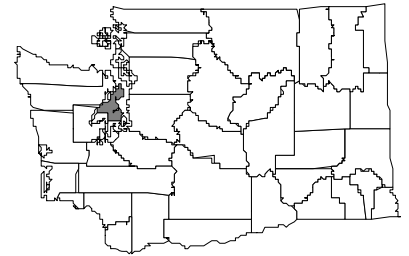
Smoking during Pregnancy (1995-2004)



People Affected in Kitsap County

2000 population: 231,969

- 31,300 adults smoke
- 4,000 adults use smokeless tobacco
- 430 infants are born annually to mothers who smoke during pregnancy
- 2,500 youth smoke
- 700 youth use smokeless tobacco
- 34,000 adults are exposed to secondhand smoke
- 4,600 youth are exposed to secondhand smoke
- 200 cancers diagnosed each year are smoking-related
- 300 adults die annually from smoking-related causes



Community Indicators for Kitsap County

- All restaurants and bars are now completely smokefree
- 85% of households have a ban on smoking (95% C.I. \pm 2%)
- 4% of retailers sold tobacco products to minors
- 47% of 10th graders say tobacco is "hard to get" (95% C.I. \pm 4%)
- 8 tobacco industry sampling event occurred in the past year – 105 samples were distributed
- 705 people called the Quit line in the past year
- 62% of smokers tried to quit in the past year (95% C.I. \pm 5%)
- 64% of tobacco users who had a healthcare visit in the past year were advised to quit by a healthcare professional (95% C.I. \pm 9%)
- 20% of tobacco users did not have a healthcare visit in the past year (95% C.I. \pm 7%)
- 43% of smokers who have health insurance say that their insurance covers help in quitting smoking, such as counseling or nicotine patches (95% C.I. \pm 6%)
- 30% of smokers with health insurance do not know if it covers help in quitting smoking (95% C.I. \pm 6%)

Priorities for Tobacco Prevention and Control

- Preventing Youth from Initiating Tobacco Use
- Increasing Tobacco Cessation
- Eliminating Exposure to Secondhand Smoke
- Identifying and Eliminating Tobacco-Related Disparities in High Risk Groups

Local Contact Information:

Melinda Harmon
phone: 360-337-5235
fax: 360-337-5224
email: harmom@health.co.kitsap.wa.us

Kitsap County Health District

345 6th Street, Suite 300

Bremerton, WA 98337

website:

http://www.kitsapcountyhealth.com/community_health/promotion/tobacco_prevention.htm

