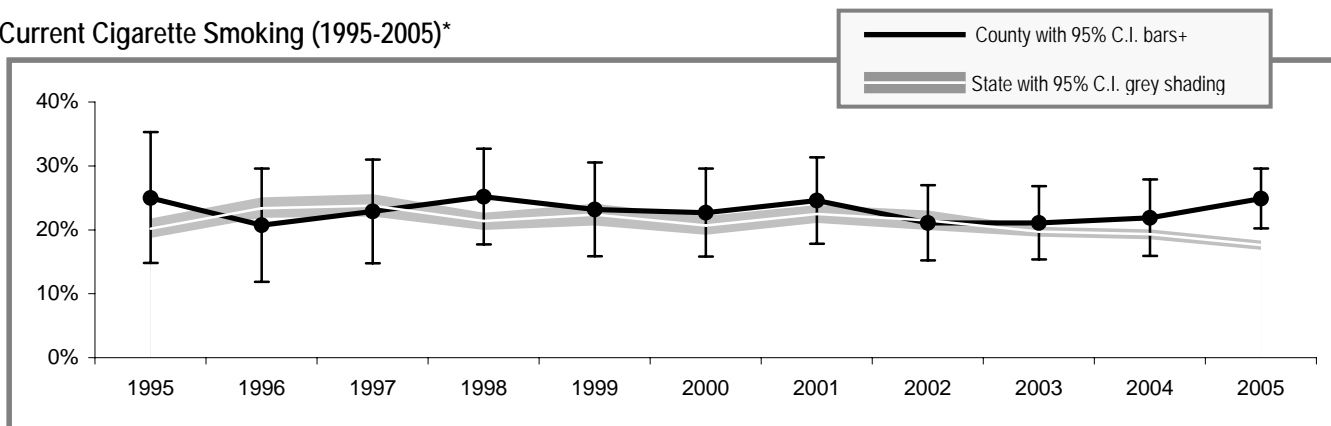


Okanogan County

Okanogan County

Adult Tobacco Use

Current Cigarette Smoking (1995-2005)*



* Smoking prevalence trend is based on English language surveys only. (Spanish language surveys began in 2003.)
 + County prevalence is a 5-year rolling average through 2002; starting in 2003 smoking prevalence is based on single-year data.

Current Smoking (2005)**

	<u>All adults</u>
Okanogan County	23.0% (± 4.4%)
Washington State	17.5% (± 0.7%)

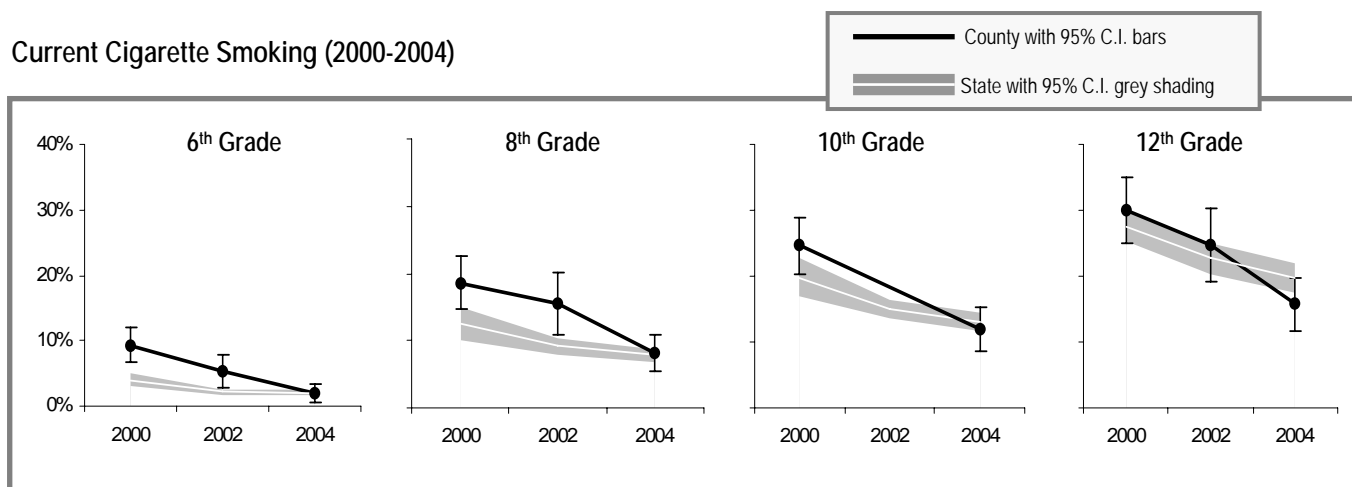
Current Smokeless Tobacco Use (2003-2005)**

	<u>All adults</u>	<u>Males only</u>
Okanogan County	4.7% (± 2.1%)	8.2% (± 3.8%)
Washington State	3.0% (± 0.3%)	5.8% (± 0.6%)

** Current smoking and smokeless prevalence include both English and Spanish language surveys.

Youth Tobacco Use

Current Cigarette Smoking (2000-2004)



Current Smoking (2004)

	<u>All 10th Graders</u>
Okanogan County	11.9% (± 3.3%)
Region**	13.5% (± 1.6%)
Washington State	13.0% (± 1.4%)

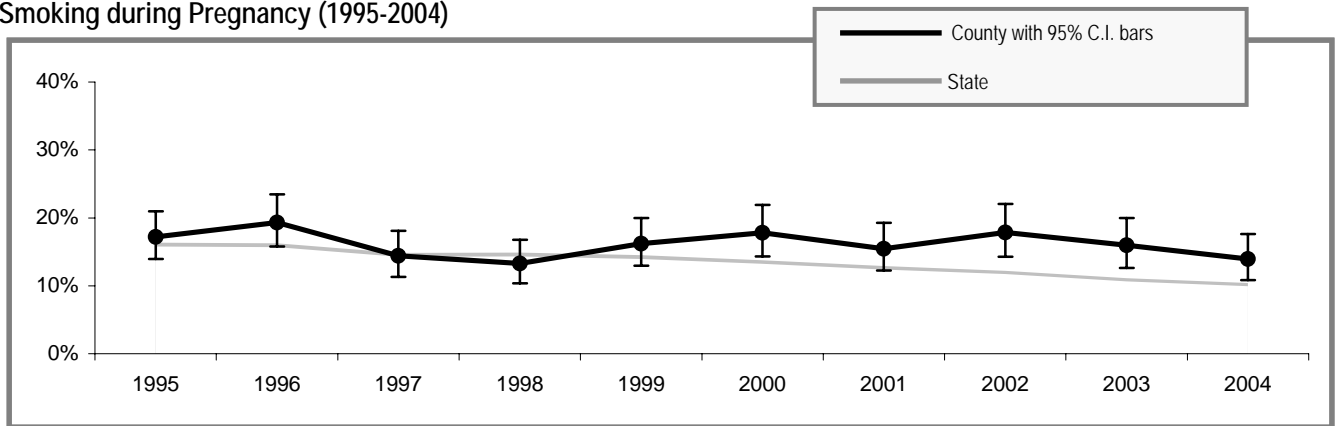
Current Smokeless Tobacco Use (2004)

	<u>All 10th Graders</u>	<u>10th Grade Males only</u>
Okanogan County	9.3% (± 2.9%)	16.3% (± 5.7%)
Region**	4.8% (± 0.4%)	10.8% (± 2.0%)
Washington State	4.9% (± 0.6%)	8.0% (± 1.2%)

** Region includes school districts in Chelan, Douglas, Grant and Okanogan counties.

Tobacco Use by Pregnant Women

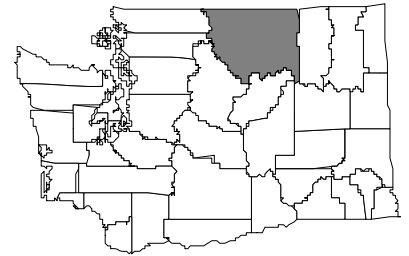
Smoking during Pregnancy (1995-2004)



People Affected in Okanogan County

2000 population: 39,564

- 6,600 adults smoke
- 1,300 adults use smokeless tobacco
- 80 infants are born annually to mothers who smoke during pregnancy
- 400 youth smoke
- 300 youth use smokeless tobacco
- 7,400 adults are exposed to secondhand smoke
- 1,800 youth are exposed to secondhand smoke
- 40 cancers diagnosed each year are smoking-related
- 70 adults die annually from smoking-related causes



Community Indicators for Okanogan County

- All restaurants and bars are now completely smokefree
- 75% of households have a ban on smoking (95% C.I. \pm 4%)
- 0% of retailers sold tobacco products to minors
- 38% of 10th graders say tobacco is "hard to get" (95% C.I. \pm 7%)
- 2 tobacco industry sampling event occurred in the past year – 351 samples were distributed
- 117 people called the Quitline in the past year
- 54% of smokers tried to quit in the past year (95% C.I. \pm 8%)
- 58% of tobacco users who had a healthcare visit in the past year were advised to quit by a healthcare professional (95% C.I. \pm 10%)
- 30% of tobacco users did not have a healthcare visit in the past year (95% C.I. \pm 9%)
- 18% of smokers who have health insurance say that their insurance covers help in quitting smoking, such as counseling or nicotine patches (95% C.I. \pm 8%)
- 35% of smokers with health insurance do not know if it covers help in quitting smoking (95% C.I. \pm 10%)

Priorities for Tobacco Prevention and Control

- Preventing Youth from Initiating Tobacco Use
- Increasing Tobacco Cessation
- Eliminating Exposure to Secondhand Smoke
- Identifying and Eliminating Tobacco-Related Disparities in High Risk Groups

Local Contact Information:

Crystal Fowler
phone: 509-422-7391
email: cfowler@co.okanogan.wa.us

Okanogan County Health District
1234 S 2nd Avenue
Okanogan, WA 98840
website: <http://www.okanogancounty.org>