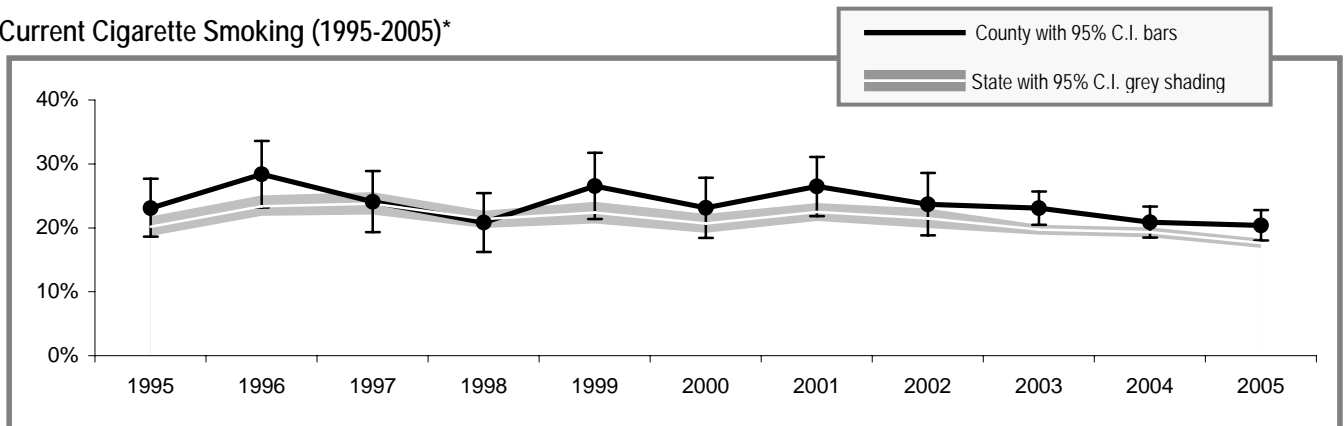


Pierce County

Pierce County

Adult Tobacco Use

Current Cigarette Smoking (1995-2005)\*



\* Smoking prevalence trend is based on English language surveys only. (Spanish language surveys began in 2003.)

Current Smoking (2005)\*\*

	All adults
Pierce County	20.4% (± 2.4%)
Washington State	17.5% (± 0.7%)

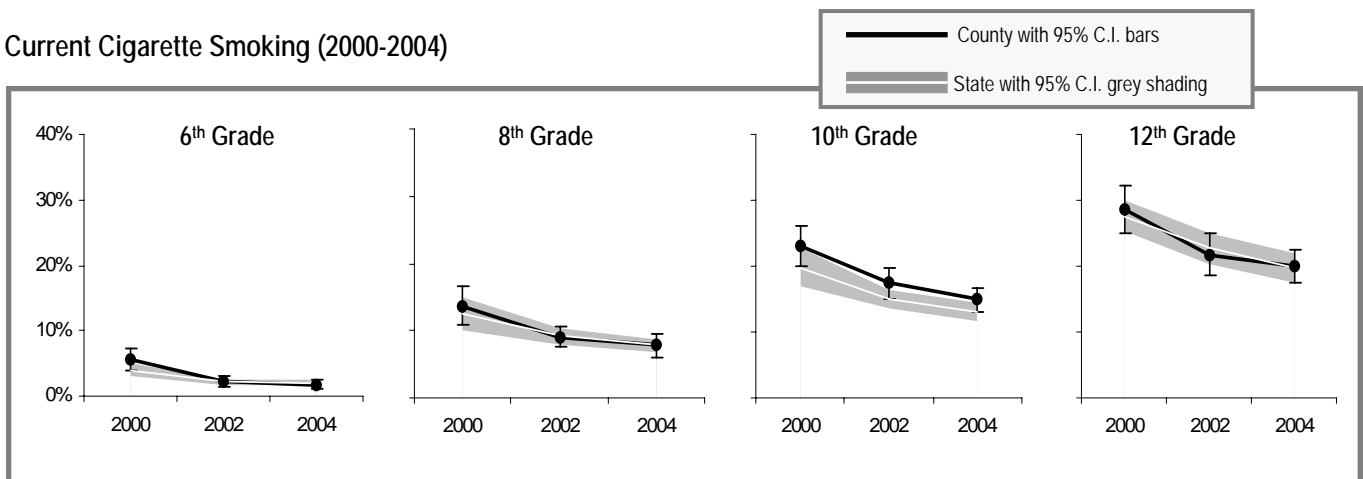
Current Smokeless Tobacco Use (2003-2005)\*\*

	All adults	Males only
Pierce County	3.0% (± 0.9%)	5.7% (± 1.8%)
Washington State	3.0% (± 0.3%)	5.8% (± 0.6%)

\*\* Current smoking and smokeless prevalence include both English and Spanish language surveys.

Youth Tobacco Use

Current Cigarette Smoking (2000-2004)



Current Smoking (2004)

	All 10 <sup>th</sup> Graders
Pierce County	14.9% (± 1.8%)
Region**	13.1% (± 1.6%)
Washington State	13.0% (± 1.4%)

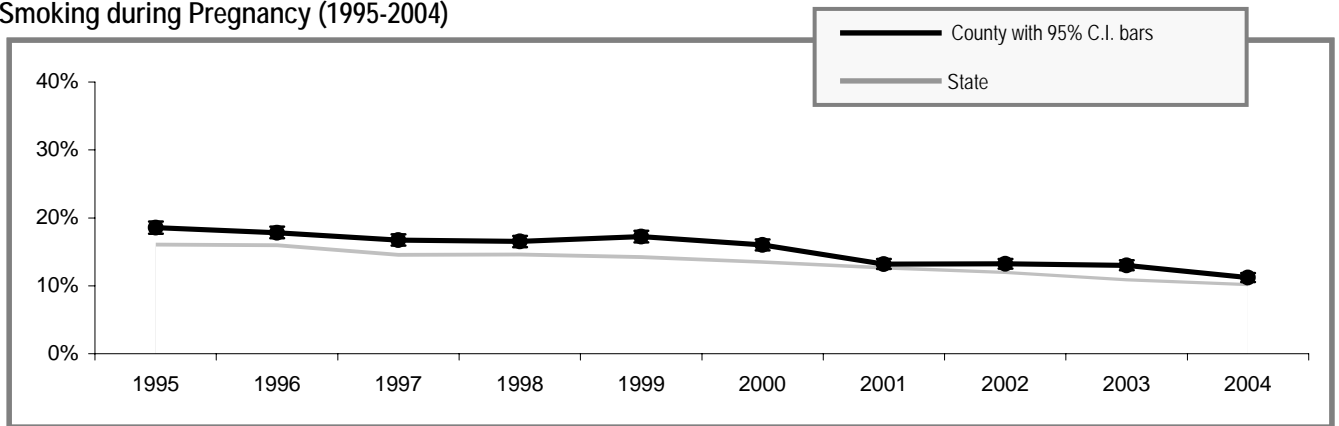
Current Smokeless Tobacco Use (2004)

	All 10 <sup>th</sup> Graders	10 <sup>th</sup> Grade Males only
Pierce County	4.3% (± 1.4%)	6.7% (± 2.0%)
Region**	3.1% (± 0.8%)	6.9% (± 1.6%)
Washington State	4.9% (± 0.6%)	8.0% (± 1.2%)

\*\* Region includes school districts in King, Kitsap (Bainbridge), and Pierce counties.

## Tobacco Use by Pregnant Women

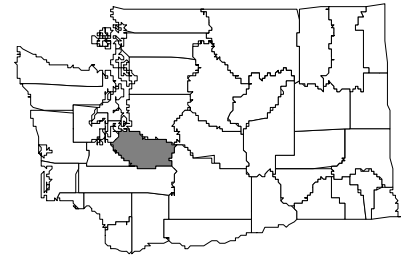
### Smoking during Pregnancy (1995-2004)



### People Affected in Pierce County

2000 population: 700,820

- 104,000 adults smoke
- 15,300 adults use smokeless tobacco
- 1,250 infants are born annually to mothers who smoke during pregnancy
- 7,400 youth smoke
- 2,400 youth use smokeless tobacco
- 113,000 adults are exposed to secondhand smoke
- 18,500 youth are exposed to secondhand smoke
- 600 cancers diagnosed each year are smoking-related
- 1,000 adults die annually from smoking-related causes



### Community Indicators for Pierce County

- All restaurants and bars are now completely smokefree
- 83% of households have a ban on smoking (95% C.I.  $\pm$  2%)
- 9% of retailers sold tobacco products to minors
- 40% of 10<sup>th</sup> graders say tobacco is "hard to get" (95% C.I.  $\pm$  3%)
- 160 tobacco industry sampling event occurred in the past year – 5,227 samples were distributed
- 2,119 people called the Quitline in the past year
- 55% of smokers tried to quit in the past year (95% C.I.  $\pm$  4%)
- 62% of tobacco users who had a healthcare visit in the past year were advised to quit by a healthcare professional (95% C.I.  $\pm$  10%)
- 29% of tobacco users did not have a healthcare visit in the past year (95% C.I.  $\pm$  9%)
- 35% of smokers who have health insurance say that their insurance covers help in quitting smoking, such as counseling or nicotine patches (95% C.I.  $\pm$  5%)
- 38% of smokers with health insurance do not know if it covers help in quitting smoking (95% C.I.  $\pm$  5%)

### Priorities for Tobacco Prevention and Control

- Preventing Youth from Initiating Tobacco Use
- Increasing Tobacco Cessation
- Eliminating Exposure to Secondhand Smoke
- Identifying and Eliminating Tobacco-Related Disparities in High Risk Groups

#### Local Contact Information:

Dan Pritchard  
phone: 253-798-3579  
fax: 253-798-4787  
email: [dpritchard@tpchd.org](mailto:dpritchard@tpchd.org)

Tacoma-Pierce County Health Department  
3629 South D Street  
Tacoma, WA 98418-6813  
website: <http://www.tpchd.org/page.php?id=23>