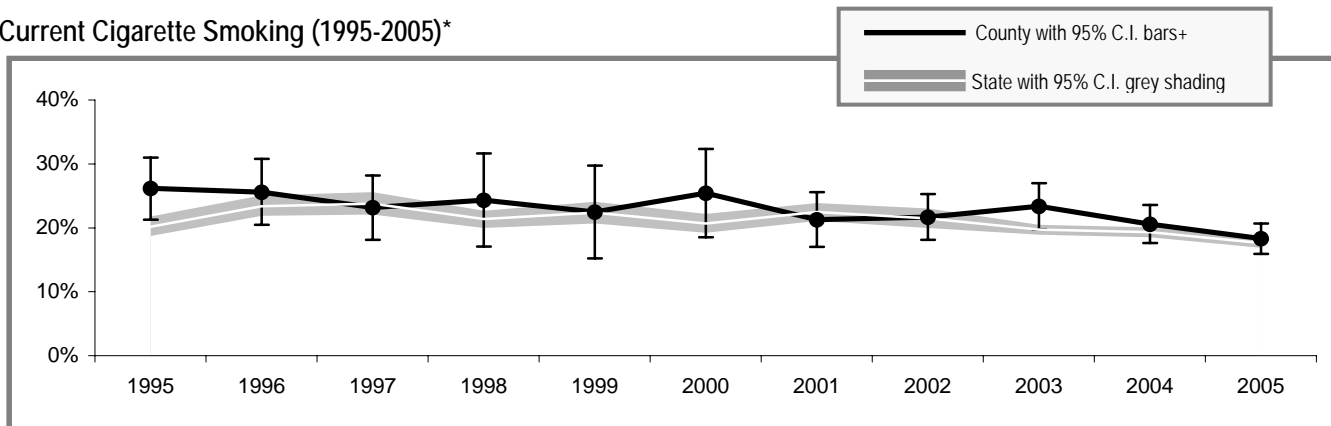


Thurston County

Thurston County

Adult Tobacco Use

Current Cigarette Smoking (1995-2005)*



* Smoking prevalence trend is based on English language surveys only. (Spanish language surveys began in 2003.)
 + County prevalence is a 3-year rolling average through 2002; starting in 2003 smoking prevalence is based on single-year data.

Current Smoking (2005)**

	<u>All adults</u>
Thurston County	18.4% (± 2.4%)
Washington State	17.5% (± 0.7%)

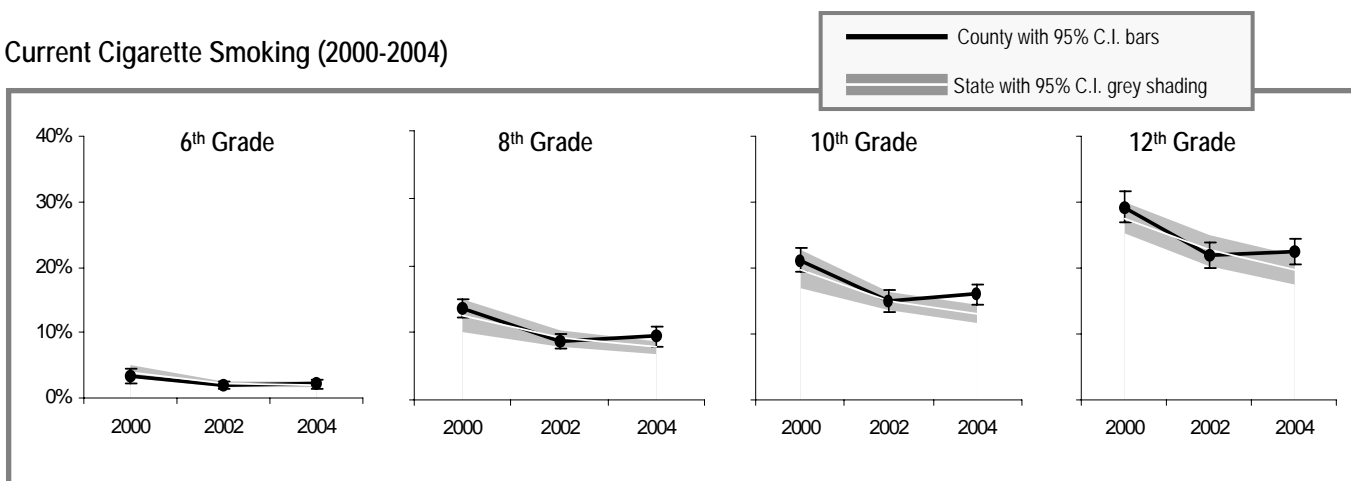
Current Smokeless Tobacco Use (2003-2005)**

	<u>All adults</u>	<u>Males only</u>
Thurston County	3.9% (± 1.3%)	7.7% (± 2.5%)
Washington State	3.0% (± 0.3%)	5.8% (± 0.6%)

** Current smoking and smokeless prevalence include both English and Spanish language surveys.

Youth Tobacco Use

Current Cigarette Smoking (2000-2004)



Current Smoking (2004)

	<u>All 10th Graders</u>
Thurston County	16.0% (± 1.6%)
Region**	15.8% (± 1.2%)
Washington State	13.0% (± 1.4%)

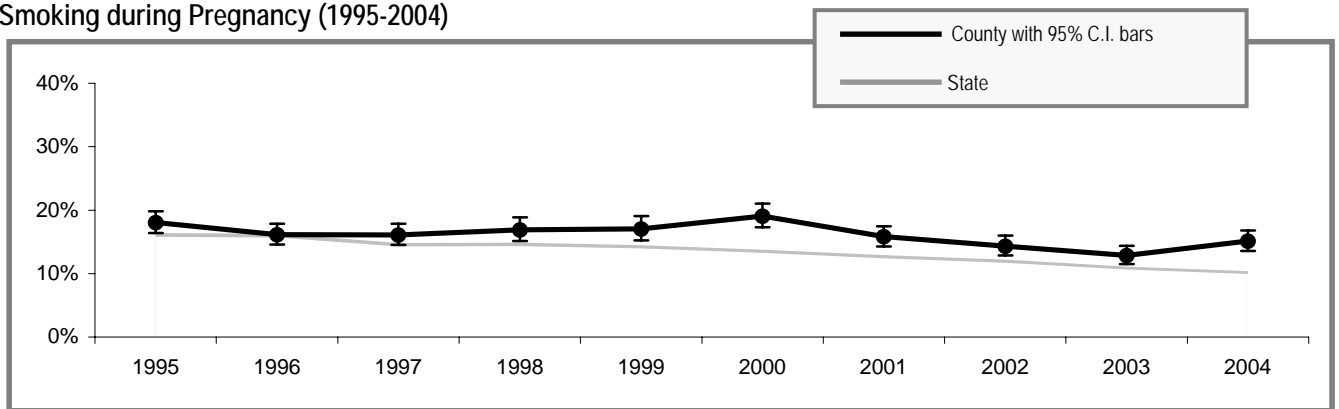
Current Smokeless Tobacco Use (2004)

	<u>All 10th Graders</u>	<u>10th Grade Males only</u>
Thurston County	5.5% (± 1.0%)	8.3% (± 1.6%)
Region**	5.1% (± 0.4%)	9.8% (± 1.4%)
Washington State	4.9% (± 0.6%)	8.0% (± 1.2%)

** Region includes school districts in Grays Harbor, Lewis, Mason, Pacific, and Thurston counties.

Tobacco Use by Pregnant Women

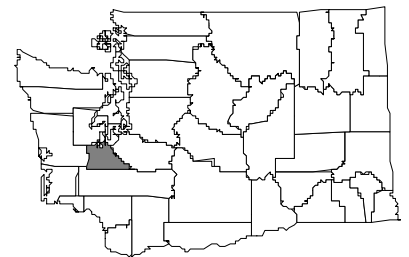
Smoking during Pregnancy (1995-2004)



People Affected in Thurston County

2000 population: 207,355

- 28,400 adults smoke
- 6,100 adults use smokeless tobacco
- 350 infants are born annually to mothers who smoke during pregnancy
- 2,500 youth smoke
- 900 youth use smokeless tobacco
- 29,900 adults are exposed to secondhand smoke
- 4,700 youth are exposed to secondhand smoke
- 200 cancers diagnosed each year are smoking-related
- 300 adults die annually from smoking-related causes



Community Indicators for Thurston County

- All restaurants and bars are now completely smokefree
- 85% of households have a ban on smoking (95% C.I. \pm 2%)
- 5% of retailers sold tobacco products to minors
- 44% of 10th graders say tobacco is "hard to get" (95% C.I. \pm 3%)
- 5 tobacco industry sampling event occurred in the past year – 2,403 samples were distributed
- 694 people called the Quitline in the past year
- 59% of smokers tried to quit in the past year (95% C.I. \pm 5%)
- 64% of tobacco users who had a healthcare visit in the past year were advised to quit by a healthcare professional (95% C.I. \pm 8%)
- 24% of tobacco users did not have a healthcare visit in the past year (95% C.I. \pm 6%)
- 33% of smokers who have health insurance say that their insurance covers help in quitting smoking, such as counseling or nicotine patches (95% C.I. \pm 7%)
- 36% of smokers with health insurance do not know if it covers help in quitting smoking (95% C.I. \pm 7%)

Priorities for Tobacco Prevention and Control

- Preventing Youth from Initiating Tobacco Use
- Increasing Tobacco Cessation
- Eliminating Exposure to Secondhand Smoke
- Identifying and Eliminating Tobacco-Related Disparities in High Risk Groups

Local Contact Information:

Pawnee Brown
Thurston County Health Dept
412 Lilly Road NE, Olympia, WA 98506
phone: 360-786-5581, ext. 16996
fax: 360-786-5594
Brownpd@co.thurston.wa.us/
<http://www.co.thurston.wa.us/health/cleanindoorair/index.html>

Meghan Sullivan
Thurston TOGETHER!
PO Box 5325, Lacey, WA 98509-5325
phone: 360-493-2230, ext.17
fax: 360-493-9247
msullivan@thurstontogogether.org
website: <http://www.thurstontogogether.org/tftc.htm>