

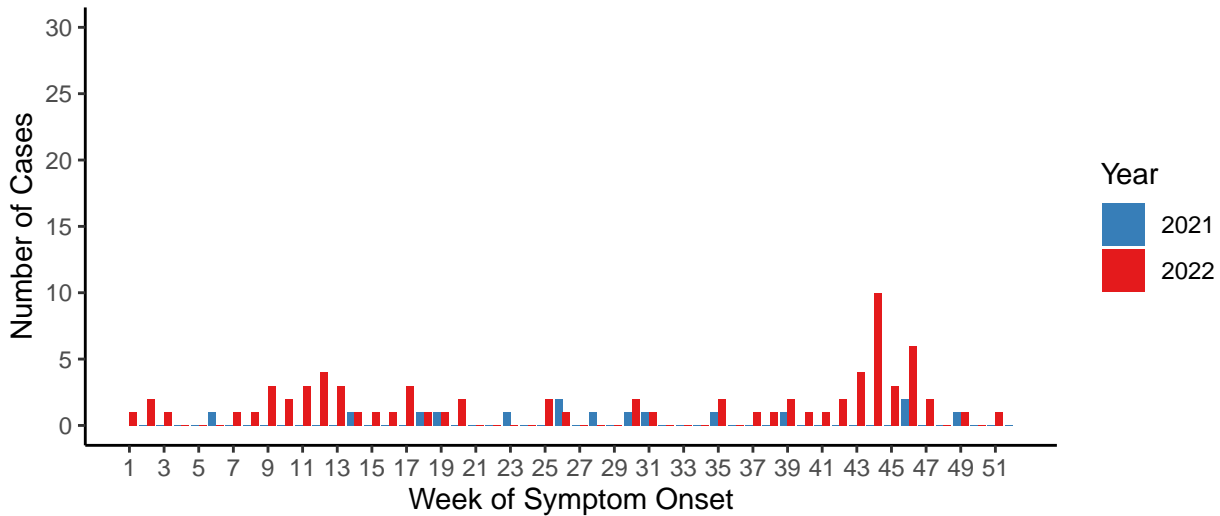
# Annual Pertussis Summary for Washington State, 2022 (Finalized)

Washington State Department of Health

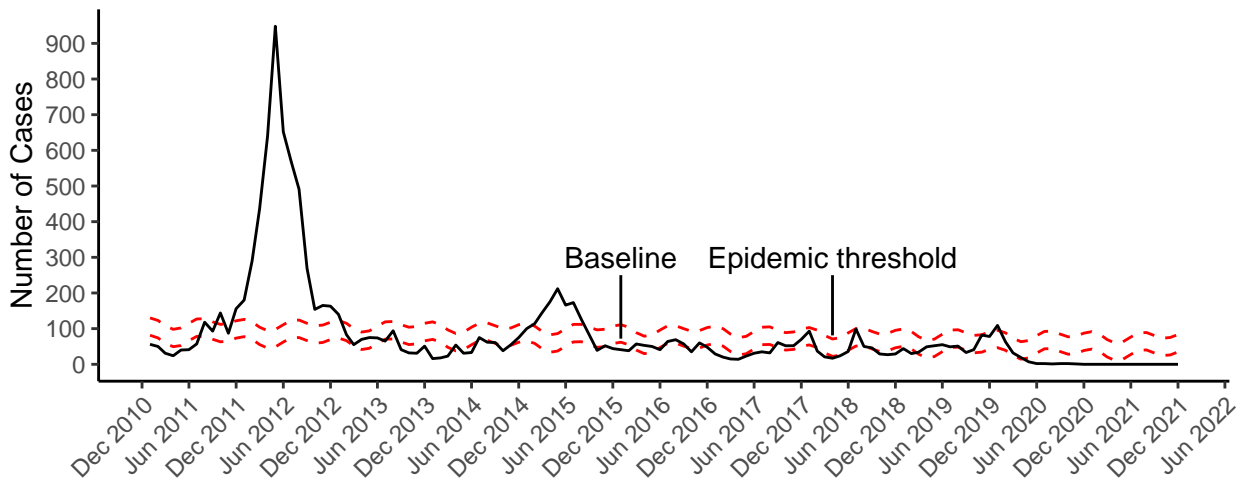
This update summarizes all reports of pertussis in persons with illness onset dates during 2022. The included reports were received by local health jurisdictions (LHJs) and reported to Washington State Department of Health (DOH) – Communicable Disease Epidemiology. This report was created after LHJs and DOH worked together to finalize all data for 2022.

There were a total of 76 confirmed and probable pertussis cases reported statewide in 2022, compared to 15 cases reported in 2021. Dates for the 2021/2022 comparison are based primarily on symptom onset dates. For information about pertussis case counts in prior years, please refer to DOH’s [Communicable Disease Annual Reports](#) or the [Annual Pertussis Reports](#).

**Figure 1:** Number of Pertussis Cases Reported in Washington State by Week of Symptom Onset: 2021 (blue) vs 2022 (red)



**Figure 2:** WA State Pertussis Cases Reported by Month and Year (black) with Projected Baseline and Epidemic Thresholds (red dashed lines), 2012-2021, with 2022 data overlaid



**Table 1:** WA State Pertussis Cases by Age Group, 2022 (finalized data)

Age Group	OFM 2020 Population	Number of Cases	Rate per 100,000 persons	% of cases by age group*
< 1	89,038	7	7.9	9
1 - 4	360,093	16	4.4	21
5 - 9	481,675	22	4.6	29
10 - 13	390,105	6	1.5	8
14 - 18	468,897	2	0.4	3
19 - 24	593,072	5	0.8	7
25 - 44	2,086,393	13	0.6	17
45 - 64	1,905,515	3	0.2	4
65+	1,281,417	2	0.2	3
All ages	7,656,205	76	1.0	100

\*Due to rounding, percentages may not always add up to 100%

The overall annual incidence rate was 1 pertussis case per 100,000 Washington residents, with an incidence rate among infants under one year of age of 7.9 cases per 100,000 (see Table 1). Infants under one year of age are among the most vulnerable to severe pertussis disease.

Among the 7 infants who had pertussis in 2022, 5 were up-to-date on pertussis-containing vaccine (71%).

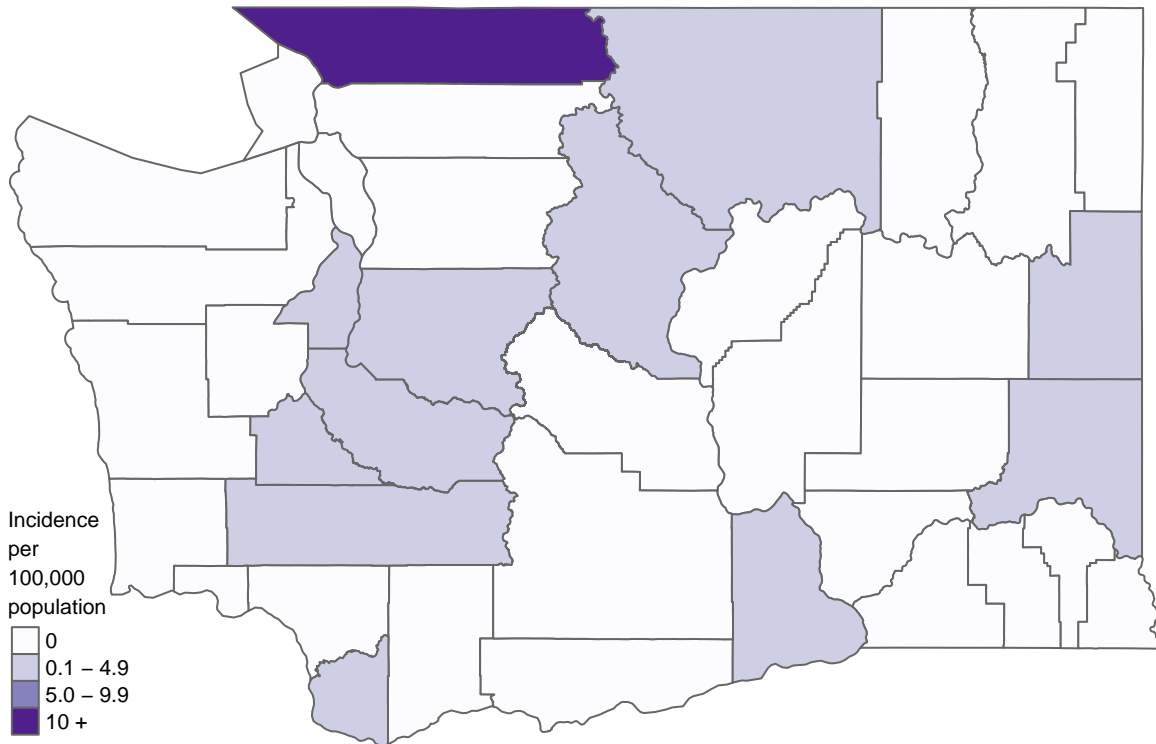
**Table 2:** WA State Pertussis Cases by County, 2022 (finalized data)

County	Number of Cases	OFM 2020 Population	Rate per 100,000 persons
Whatcom	32	228,002	14.0
Spokane	16	522,602	3.1
King	10	2,260,801	0.4
Pierce	5	900,697	0.6
Clark	4	499,193	0.8
Thurston	3	291,001	1.0
Benton	1	205,699	0.5
Chelan	1	79,656	1.3
Kitsap	1	272,197	0.4
Lewis	1	80,245	1.2
Okanogan	1	43,135	2.3
Whitman	1	50,485	2.0

Among the 12 counties with reported pertussis activity in 2022, the number of pertussis cases in a given county ranged from 1 to 32 and county-level annual incidence rates ranged from 0.4 to 14 per 100,000 persons (see Table 2).

- The median and mean county-level year-to-date incidence rates in counties reporting pertussis activity are 1.1 and 2.3 per 100,000 persons, respectively.
- 27 counties had zero reported pertussis cases during 2022.

**Figure 3:** Annual Pertussis Incidence Rates by County, 2022 (finalized data)



*NOTE: To request this document in another format, call 1-800-525-0127. Deaf or hard of hearing customers, please call 711 (Washington Relay) or email [doh.information@doh.wa.gov](mailto:doh.information@doh.wa.gov).*