



# LEGISLATIVE ANNUAL REPORT

## FEDERAL FISCAL YEAR 2022

October 1, 2021 through September 30, 2022

Washington State WIC is a place where families like yours get healthy food and a lot more. The WIC Nutrition Program is for pregnant women, new and breastfeeding moms, and families with infants and children under five. Almost half of all babies in our state are on WIC.









### DATA BY DISTRICT

 DISTRICT	 TOTAL PARTICIPANTS	 INFANTS & CHILDREN	 WOMEN	 FOOD DOLLARS REDEEMED	 FRUITS & VEGETABLES	 WIC FMNP
1	378	276	102	\$135,237	\$45,162	\$2,604
2	695	540	155	\$269,611	\$80,973	\$296
3	10,369	7,598	2,771	\$3,821,978	\$1,128,703	\$19,848
4	4,337	3,144	1,193	\$1,679,046	\$495,465	\$3,636
5	191	149	42	\$95,783	\$26,565	\$2,280
6	1,318	958	360	\$490,946	\$154,063	\$4,936
7	2,928	2,157	771	\$1,132,405	\$325,280	\$4,984
8	5,840	4,229	1,611	\$2,436,641	\$703,773	\$7,256
9	4,664	3,330	1,334	\$2,050,530	\$610,072	\$6,776
10	2,199	1,618	581	\$871,227	\$271,993	\$15,324
11	5,077	3,650	1,427	\$2,244,022	\$702,573	\$19,512
12	5,933	4,346	1,587	\$2,589,103	\$777,562	\$19,836
13	6,891	4,974	1,917	\$3,198,334	\$943,080	\$16,728
14	12,099	8,712	3,387	\$5,352,666	\$1,557,515	\$20,736
15	7,872	5,685	2,187	\$3,838,553	\$1,096,223	\$47,184
16	10,116	7,315	2,801	\$4,610,661	\$1,351,285	\$11,056
17	—	—	—	—	—	\$1,168
18	1,847	1,411	436	\$783,187	\$239,605	\$12,648
19	5,788	4,247	1,541	\$2,369,304	\$638,103	\$9,212
20	3,132	2,302	830	\$1,257,170	\$361,622	\$4,712
21	—	—	—	—	—	\$2,684
22	5,489	3,956	1,533	\$2,202,632	\$608,195	\$13,300
23	2,393	1,743	650	\$845,557	\$264,673	\$12,604
24	2,773	2,034	739	\$954,329	\$275,118	\$6,460

((continues on next page))

(continued from previous page)

 DISTRICT	 TOTAL PARTICIPANTS	 INFANTS & CHILDREN	 WOMEN	 FOOD DOLLARS REDEEMED	 FRUITS & VEGETABLES	 WIC FMNP
25	4,386	3,216	1,170	\$1,851,031	\$527,430	\$9,548
26	3,916	2,855	1,061	\$1,428,087	\$417,290	\$11,216
27	5,723	4,074	1,649	\$2,352,907	\$659,120	\$8,608
28	3,329	2,445	884	\$1,203,497	\$371,905	\$23,168
29	9,495	6,857	2,638	\$3,954,824	\$1,135,836	\$1,100
30	4,650	3,375	1,275	\$1,984,182	\$584,651	\$20,892
31	344	249	95	\$126,598	\$32,213	\$492
32	867	605	262	\$373,625	\$112,635	\$1,196
33	3,701	2,668	1,033	\$1,514,424	\$508,324	\$33,824
34	3,982	2,857	1,125	\$1,648,550	\$514,954	\$2,216
35	1,536	1,221	315	\$474,762	\$138,551	\$976
36	763	507	256	\$209,792	\$64,439	\$2,380
37	4,580	3,308	1,272	\$2,081,875	\$631,242	\$7,988
38	11,343	8,158	3,185	\$4,978,867	\$1,522,990	\$10,244
39	2,662	1,945	717	\$1,133,774	\$340,385	\$4,092
40	4,772	3,449	1,323	\$1,873,624	\$613,387	\$1,952
41	1,666	1,194	472	\$688,551	\$212,257	\$684
42	3,676	2,658	1,018	\$1,367,043	\$448,394	\$7,196
43	767	514	253	\$297,215	\$90,074	\$3,524
44	363	282	81	\$179,501	\$49,710	\$6,860
45	1,538	1,072	466	\$600,511	\$190,274	\$2,844
46	1,929	1,381	548	\$793,465	\$264,842	\$4,368
47	9,813	7,075	2,738	\$4,078,153	\$1,184,778	\$220
48	—	—	—	—	—	\$3,944
49	7,525	5,476	2,049	\$3,131,250	\$932,317	\$3,644
Idaho, Oregon, Unknown, Compliance Buys:	—	—	—	—	—	\$1,120
<b>STATEWIDE TOTAL</b>	<b>195,655</b>	<b>141,815</b>	<b>53,840</b>	<b>\$81,555,034</b>	<b>\$24,205,599</b>	<b>\$440,076</b>

This report is based on the location of the WIC clinic where participants were seen and where the WIC checks were issued. (It doesn't include incomplete and missing data. DOH did not analyze the level of incomplete or missing data. Data errors may occur when staff do not enter complete and accurate information.) **TOTAL PARTICIPANTS** is the number of women, infants, and children participating in WIC during FFY22. A participant is counted only once per clinic in the counties where they received services, even if they were in multiple categories. Due to factors such as participants relocation, approximately 4.6% participants are likely counted as participating in more than one county. **FOOD DOLLARS REDEEMED** includes all food purchased by WIC participants during FFY22 except the WIC Farmers Market Nutrition Program (FMNP) fresh fruits and vegetables, which is a separate grant. **FRUITS & VEGETABLES** dollars are a subset of total food dollars redeemed. Neither include FMNP dollars. **WIC FMNP** includes dollars spent at authorized farmers markets and farm stores, and does not include other WIC dollars. Revenue is based on grower's location. FMNP redemption period is between June 1 to October 31, 2022. For more details, contact [WICDataRequests@doh.wa.gov](mailto:WICDataRequests@doh.wa.gov).

This institution is an equal opportunity provider.  
 Washington WIC doesn't discriminate.  
 To request this document in another format, call 1-800-841-1410.  
 Deaf or hard of hearing customers, please call 711 (Washington Relay)  
 or email [WICDataRequests@doh.wa.gov](mailto:WICDataRequests@doh.wa.gov).