

Possession Sound

Annual Shellfish Growing Area Review



Prepared By: Michael Friese

Area: Possession Sound

Year Ending: December 31, 2024

Classification: Approved, Prohibited

Activities in the Growing Area in 2024

The growing area was sampled six times in accordance with the National Shellfish Sanitation Program (NSSP) Systematic Random Sampling (SRS) criteria.

A reliability evaluation of the Tulalip WWTP was completed. No change to the existing Prohibited area was needed. An evaluation of the Tulalip Marina was completed. A closure zone has not been established for this marina as this marina is within the Tulalip Wastewater Treatment Plant (WWTP) Outfall Prohibited area that was established in 1997. Comprehensive evaluation reports are in the central growing area file.

Snohomish County Public Works and Snohomish Conservation District continue to implement pollution identification and correction activities in the region. The Tulalip Tribes received NEP funding to address OSS issues along the Possession Sound shoreline.

Analytical Results of Water Samples

Table 1 summarizes results of the 30 most recent samples collected from the area. All stations in the Approved area meet the NSSP water quality standard.

Change in Actual Pollution Sources that Impact the Growing Area

We currently have no information indicating that the area has new sources of pollution.

Classification Status

- ☒ Well within the classification standards
- ☐ Meets standards, but threatened with downgrade in classification
- ☐ Fails to meet current classification standards

Remarks and Recommendations

Table 1 shows that all stations meet the NSSP water quality standard for an Approved classification and the area is correctly classified.

TABLE 1. Summary of Marine Water Data (SRS) for the Possession Sound Growing Area

Sampling Event Type: Regulatory

Maximum Number of Samples: 30

Tides Included: All

Station Number	Classification	Date Range	Range (FC/100mL)	Geomean (FC/100mL)	Est. 90 th Percentile (FC/100mL)	Meets Standard
223	Approved	2/11/2020 - 12/18/2024	1.7 - 17.0	2.0	3.9	Y
224	Approved	10/20/2016 - 12/18/2024	1.7 - 11.0	2.1	4.0	Y
225	Approved	10/20/2016 - 12/18/2024	1.7 - 33.0	2.1	4.8	Y
226	Approved	10/20/2016 - 12/18/2024	1.7 - 17.0	2.1	3.9	Y
227	Approved	2/11/2020 - 12/18/2024	1.7 - 9.3	1.9	3.0	Y
228	Approved	11/25/2019 - 12/18/2024	1.7 - 7.8	2.2	4.0	Y
229	Approved	2/11/2020 - 12/18/2024	1.7 - 13.0	2.2	4.8	Y
230	Approved	2/11/2020 - 12/18/2024	1.7 - 49.0	2.7	8.1	Y
231	Approved	2/11/2020 - 12/18/2024	1.7 - 23.0	3.1	9.0	Y
232	Approved	2/11/2020 - 12/18/2024	1.7 - 33.0	3.4	11.5	Y
233	Approved	2/11/2020 - 12/18/2024	1.7 - 33.0	2.1	4.8	Y
234	Approved	2/11/2020 - 12/18/2024	1.7 - 9.3	2.0	3.7	Y
235	Approved	2/11/2020 - 12/18/2024	1.7 - 27.0	2.4	5.9	Y
236	Approved	2/11/2020 - 12/18/2024	1.7 - 17.0	2.2	4.6	Y
237	Approved	2/11/2020 - 12/18/2024	1.7 - 17.0	2.1	3.9	Y
238	Approved	2/11/2020 - 12/18/2024	1.7 - 33.0	2.4	5.8	Y
239	Approved	2/11/2020 - 12/18/2024	1.7 - 23.0	2.2	4.9	Y
240	Approved	2/11/2020 - 12/18/2024	1.7 - 14.0	2.1	4.5	Y
244	Approved	2/11/2020 - 12/18/2024	1.7 - 17.0	2.5	5.8	Y
245	Approved	9/15/2016 - 12/18/2024	1.7 - 33.0	2.4	6.7	Y
252	Approved	10/20/2016 - 12/18/2024	1.7 - 49.0	3.5	11.9	Y
253	Approved	10/20/2016 - 12/18/2024	1.7 - 33.0	2.6	7.7	Y
327	Approved	2/11/2020 - 12/18/2024	1.7 - 49.0	3.2	10.9	Y
328	Approved	2/11/2020 - 12/18/2024	1.7 - 49.0	2.9	9.2	Y
343	Approved	9/15/2016 - 12/18/2024	1.7 - 33.0	2.5	6.9	Y
222	Prohibited	11/25/2019 - 12/18/2024	1.7 - 33.0	3.4	12.3	Y
331	Prohibited	11/25/2019 - 12/18/2024	1.7 - 540.0	5.9	46.1	N
342	Prohibited	9/15/2016 - 12/18/2024	1.7 - 46.0	3.2	11.2	Y
155	Unclassified	2/11/2020 - 12/18/2024	1.7 - 7.8	2.2	4.0	Y
251	Unclassified	10/20/2016 - 12/18/2024	1.7 - 33.0	2.7	7.2	Y
332	Unclassified	11/25/2019 - 12/18/2024	1.7 - 130.0	4.9	23.7	Y
333	Unclassified	11/25/2019 - 12/18/2024	1.7 - 220.0	4.5	22.3	Y
334	Unclassified	11/25/2019 - 12/18/2024	1.7 - 130.0	5.9	31.4	Y

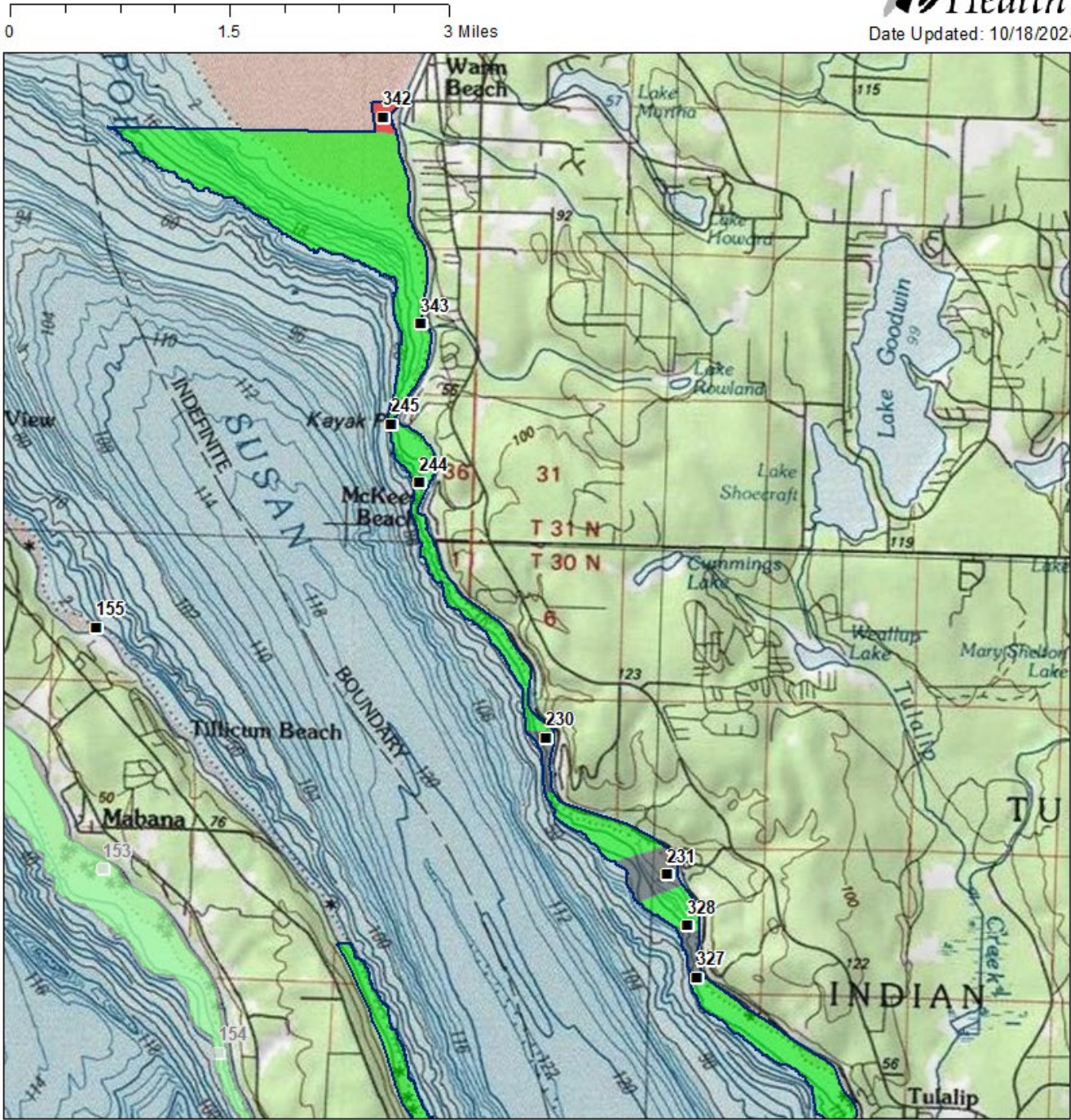
The standard for approved shellfish growing waters is fecal coliform geometric mean not greater than 14 organisms/ 100 mL with an estimated 90th percentile not greater than 43 organisms/ 100 mL. The above table shows bacteriological results in relation to program standards.

MAP 1. Possession Sound Growing Area (1 of 3)

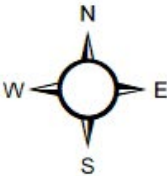
Possession Sound (1 of 3)



Date Updated: 10/18/2024

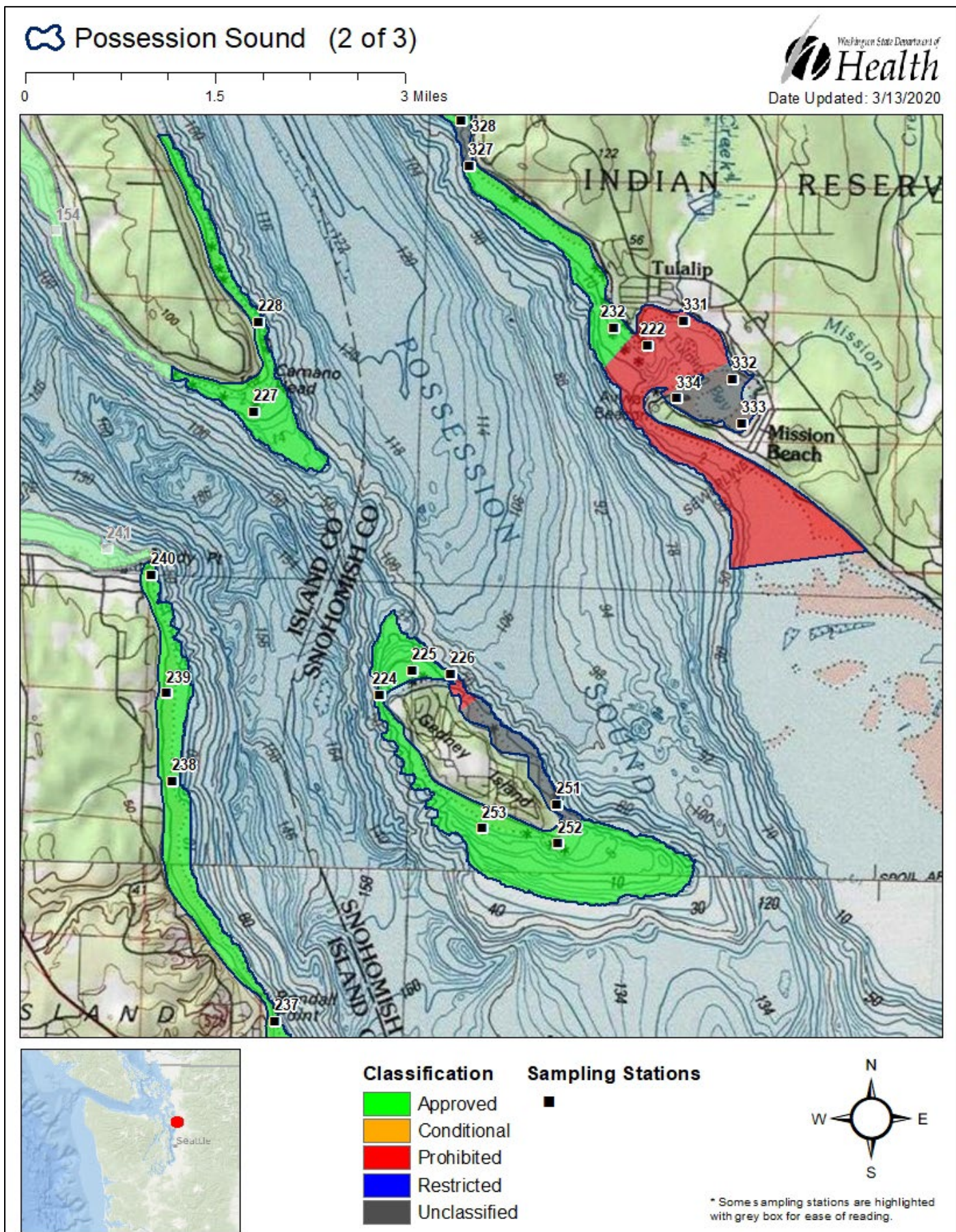


Classification	Sampling Stations
Approved	
Conditional	
Prohibited	
Restricted	
Unclassified	



* Some sampling stations are highlighted with grey box for ease of reading.

MAP 2. Possession Sound Growing Area (2 of 3)



MAP 3. Possession Sound Growing Area (3 of 3)

